

# 臺北市物價統計月報

PRICE STATISTICS MONTHLY  
TAIPEI CITY  
REPUBLIC OF CHINA

中華民國 98 年 6 月

June 2009

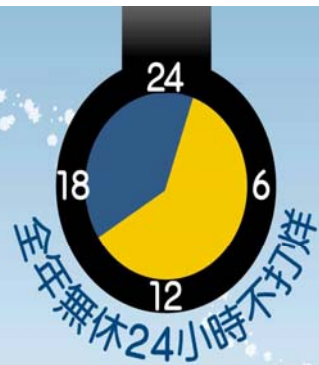


臺北市政府主計處編印

DEPARTMENT OF BUDGET, ACCOUNTING AND STATISTICS  
TAIPEI CITY GOVERNMENT  
REPUBLIC OF CHINA

中華民國 98 年 7 月出版

# 熱線 1999



## 1999 市民第一

在臺北市凡違規停車處理、道路坑洞報修、人手孔報修、路燈故障處理、路樹處理、噪音舉發、污染舉發、大型廢棄物清運、無主垃圾清運、水溝清淤、交通號誌報修、停水漏水、公車路線查詢……等問題

**手機、市話直撥1999** 立即有專人為您服務。

1999 臺北市民當家熱線

觀光傳播局  
TAIPEI Department of Information and Tourism

# 目 錄

## CONTENTS

### 一、前言

### 二、物價指數變動分析

|                                   |   |
|-----------------------------------|---|
| 臺北市消費者物價指數 98 年 6 月份<br>變動分析..... | 6 |
| 臺北市消費者物價指數圖.....                  | 7 |
| 臺北市物價指數變動分析表.....                 | 8 |

### 三、物價指數

|                                   |    |
|-----------------------------------|----|
| 表 1. 臺北市消費者物價指數 — 大分類 .....       | 9  |
| 表 2. 臺北市消費者物價指數 — 中分類 .....       | 10 |
| 表 3. 臺北市消費者物價指數 — 複分類 .....       | 18 |
| 表 4. 臺北市營造工程物價基本分類指數 .....        | 20 |
| 表 5. 臺北市營造工程物價按工程種類別<br>分類指數..... | 22 |
| 表 6. 臺北市金融行情 .....                | 26 |

### 附 錄

|                              |    |
|------------------------------|----|
| 1. 臺北市消費者物價指數銜接表 .....       | 28 |
| 2. 臺北市消費者物價總指數銜接表 .....      | 32 |
| 3. 臺北市營造工程物價指數銜接表 .....      | 34 |
| 4. 臺北市營造工程物價總指數銜接表 .....     | 38 |
| 5. 臺北市房屋租金指數銜接表.....         | 40 |
| 6. 臺灣地區躉售物價基本分類指數.....       | 42 |
| 7. 臺灣地區躉售物價總指數銜接表.....       | 46 |
| 8. 臺灣地區消費者物價基本分類指數.....      | 48 |
| 9. 臺灣地區消費者物價總指數銜接表.....      | 50 |
| 10. 各年月為基期之臺灣地區消費者物價總指數 .... | 52 |
| 11. 消費物價要聞 .....             | 54 |

### I Preface

### II Analysis for the Changes of Price Indices

|   |   |
|---|---|
| Analysis for the Changes of Consumer<br>Price Indices in Taipei (June 2009) ..... | 6 |
| The Chart of Consumer Price Indices in<br>Taipei .....                            | 7 |
| The Table of the Changes of Price Indices<br>in Taipei .....                      | 8 |

### III Price Indices

|   |    |
|---|----|
| Table 1. Indices of Consumer Price in<br>Taipei — Major Groups .....                        | 9  |
| Table 2. Indices of Consumer Price in<br>Taipei — Subgroups .....                           | 10 |
| Table 3. Indices of Consumer Price in<br>Taipei — Commodity Groups .....                    | 18 |
| Table 4. Indices of Construction Cost in<br>Taipei .....                                    | 20 |
| Table 5. Indices of Construction Cost by<br>Engineering's Classification in<br>Taipei ..... | 22 |
| Table 6. Monetary Quotations in Taipei .....  | 26 |

### Appendix

|   |    |
|---|----|
| 1. Splicing Table of Consumer Price Indices in<br>Taipei .....                                      | 28 |
| 2. Splicing Table of Consumer Price Index in<br>Taipei .....  | 32 |
| 3. Splicing Table of Construction Cost Indices in<br>Taipei .....                                   | 34 |
| 4. Splicing Table of Construction Cost Index in<br>Taipei .....                                     | 38 |
| 5. Splicing Table of House Rent (for Residence)<br>Index in Taipei .....                            | 40 |
| 6. Indices of Wholesale Price in Taiwan Area .....  | 42 |
| 7. Splicing Table of Wholesale Price Index in<br>Taiwan Area .....                                  | 46 |
| 8. Indices of Consumer Price in<br>Taiwan Area.....   | 48 |
| 9. Splicing Table of Consumer Price Index in<br>Taiwan Area .....                                   | 50 |
| 10. General Consumer Price Indices Using<br>Each Year or Each Month as Base in<br>Taiwan Area ..... | 52 |
| 11. Consumer Price News in Brief .....  | 54 |

## 前 言

- 一、本月報創刊於中華民國 57 年 1 月，內容包括：**臺北市消費者物價指數**、**臺北市營造工程物價指數**、**臺北市房屋租金指數**及**臺北市金融行情**等。
- 二、臺北市於民國 56 年 7 月奉令改制為院轄市時，本處曾與臺灣省政府主計處合編「臺灣地區躉售物價指數」一種。嗣於民國 60 年 1 月奉令改由行政院主計處編布，法定為國家標準指數之一，並按月刊載於「中華民國臺灣地區物價統計月報」，如有參考需要，請逕向行政院主計處第三局索閱。
- 三、臺北市消費者物價指數，原以民國 51 年至 53 年平均為基期，採用民國 52 年臺北市家庭收支調查資料為權數，查價項目計 215 項。由於我國經濟成長甚為快速，國民生活水準逐漸提高，為使本指數能接近社會經濟結構與消費型態，曾呈奉准修訂指數編製辦法，先後改編過 9 次：**第 1 次改編於民國 61 年 12 月**，係改以民國 55 年為基期，採民國 55 年本市家庭收支調查資料為權數，查價項目 298 項；**第 2 次改編於民國 64 年 1 月**，以民國 60 年為基期，採民國 60 年本市家庭收支調查平均每戶每月消費值為權數，查價項目 375 項；**第 3 次改編於民國 67 年 1 月**，以民國 65 年為基期，採與基期同年之 65 年本市家庭收支調查平均每戶每月消費值為權數，調查生活日常用品增為 385 項；**第 4 次改編於民國 72 年 7 月**，以民國 70 年為基期，採與基期同年之本市家庭消費結構為權數，查價物品及勞務共 443 項；**第 5 次改編於民國 77 年 7 月**，以民國 75 年為基期，採與基期同年之本市家庭消費結構為權數，選定代表商品及家庭勞務計 441 項。**第 6 次改編於民國 81 年 11 月**，以民國 80 年為基期，採與基期年同年之本市家庭消費結構為權數，查價商品及家庭勞務採「項目群」觀念，將家庭收支記帳與概況調查科目依商品性質、用途及消費值大小歸併成 386 項目群，每一項目群針對不同性質、不同廠牌規格之產品分 3 組調查；**第 7 次改編於民國 87 年 1 月**，以民國 85 年為基期，採與基期同年之本市家庭消費結構為權數，查價商品及家庭勞務擴增為 395 項目群，**第 8 次改編於民國 92 年 1 月**，以民國 90 年為基期，採與基期同年之本市家庭消費結構為權數，查價商品及家庭勞務計為 389 項目群。**第 9 次改編於民國 97 年 1 月(即現編指數)**，以民國 95 年為基期，採與基期同年之本市家庭消費結構為權數，本次改編查價商品計為 424 項目群，除編總指數外，另編 7 大分類，39 中分類指數。物價資料均由本處直接派調查員親赴零售廠商調查實際成交價格，調查期為每旬之 2、5、8 日，全月分組各查 3 次共調查 9 次。
- 四、臺北市營造工程物價指數，原以民國 70 年為基期，為遵照統一指數基期之規定修訂指數編製辦法，先後改編過 4 次：**第 1 次改編於民國 77 年 7 月**，係以民國 75 年為基期，採用與基期同年之臺北市營造工程綜合使用之各種材料及勞務分配值為權數，選定查價項目 16 項；**第 2、3 次分別改編於 87 年 1 月及 92 年 1 月**，係以民國 85 年及 90 年為基期，採用與基期同年之臺北市營造工程綜合使用之各種材料及勞務分配值為權數，選定查價項目各為 103 及 106 項，並依權重選取項目增加查價點，實際查價項目分別為 204 及 259 項；**第 4 次改編於 97 年 1 月(即現編指數)**，係以民

國 95 年為基期，仍採用與基期同年之臺北市營造工程之建築工程(含住宅店舖、辦公室及學校等)及土木工程(含道路、橋樑等)綜合使用之各種材料及勞務分配值為權數，選定查價項目共 108 項，並依權重選取項目增加查價點，實際查價項目計 293 項，指數編算係用價比基期值加權算術平均式編算基本分類指數，除總指數外，另為便於分析研究，提高指數用途，依據基期年臺北市營造工程中材料與勞務二大分類分別使用之各種材料及勞務分配值為權數，增編建築工程與土木工程類複分類指數。物價資料中之材料類以批發價格為準、勞務類採用營造業實際支付勞務價格為準，於每月 4、14、24 日共調查 3 次，以所查之平均價格作為編算依據。

五、臺北市金融行情每旬價格採用 2、5、8 日價格，以簡單算術平均法計算；月價格則以上、中、下三旬平均價格計算。

六、本月報所用符號代表意義如下：

「—」：無數值

「(r)」：修正數

「...」：數值不明或尚未產生

「(c)」：更改商品花色牌號或查價點

「0」：數值不及半單位

七、自 92 年 1 月起本月報可透過網際網路系統查詢全部書刊資料，本處網址 [http://w2.dbas.taipei.gov.tw/news\\_weekly/tp\\_treen.asp](http://w2.dbas.taipei.gov.tw/news_weekly/tp_treen.asp)，需要者可逕上網查詢應用。

八、本月報所使用照片由臺北市政府觀光傳播局及各相關局處提供。

## Preface

- I. This monthly bulletin has been published since January 1968. The following indices in Taipei are included in the report: (1) Consumer Price Indices, (2) Construction Cost Indices, (3) House Rent (for Residence) Price Index, and (4) Monetary Quotations.
- II. When transforming into a municipality directly under the jurisdiction of the Executive Yuan in July 1967, The Department of Budget, Accounting and Statistics (DBAS) of the Taipei City Government jointly compiled and published the “Indices of Wholesale Price in Taiwan Area” with the Department of Budget, Accounting and Statistics of the Taiwan Provincial Government. In January 1971, the Directorate-General of Budget, Accounting and Statistics, Executive Yuan took over the compilation and circulation of this publication, and positioned it as one indicator under the national standards. This bulletin of “Price Statistics Monthly in Taiwan Area of the Republic of China” is published on a monthly basis. For further information, please contact the Bureau, Directorate-General of Budget, Accounting and Statistics, Executive Yuan.
- III. Originally the Indices of Consumer Price in Taipei was compiled with using 1962 to 1964 as the base periods, and the data of the Family Income and Expenditure Survey in Taipei from 1963 as weights. The priced commodities of 215 items were included in the index system. With the rapid economic development and the improvement of national standard of living in Taiwan, we want this index system closely reflects the social economic structure and consumption, the methods for the compilation of this index system have been revised for eight times: The first revision was made in December 1972, where the year 1966 was used as the base period and the data of the Family Income and Expenditure Survey in Taipei for the same year was used as the weights. The priced commodities of 298 items were contained in the index system. The second revision took place in January 1975, where the year 1971 was used as the base period and the data of the average family monthly consumption per household from the Family Income and Expenditure Survey in Taipei for the same year was used as the weights. The priced commodities of 375 items were contained in the index system. The third revision was carried out in January 1978, where the year 1976 was used as the base period, and the data of the average family monthly consumption per household from the Family Income and Expenditure Survey in Taipei for the same period was used as the weights. The priced commodities of 385 items were contained in the index system. The fourth revision was made in July 1983, where the year 1981 was used as the base period, and the data on the structure of family consumption for the same year was used as the weights. The priced commodities and services contained 443 items in the index system. The fifth revision was carried out in July 1988, where the year 1986 was used as the base period, and the structure of family consumption in Taipei was used as the weights. The priced commodities and services contained 441 items in the index system. The sixth revision was made in November 1992, where the year 1991 was used as the base period, and the data of the structure of family consumption in Taipei was used as the weights. The 386 groups of commodities and services were contained in the index system. Three items different in natures, brands and specifications were included in each group. The seventh revision was made in January 1998, where the year 1996 was used as the base period, and the data on the family consumption structure of the same year was used as the weights, and 395 groups of commodities and services were contained in the index system. The eighth revision was made in January 2003, where the year 2001 was used as the base period, and the data on the family consumption structure of the same year was used as the weights. The 389 groups of commodities and services were contained in the index system. The ninth revision was made in January 2008 (the index currently in effect) , where the year 2006 was used as the base period, and the data on the family consumption structure of the same year was used as the weights, and 424 groups of commodities was contained in the index system. In addition to the general index, there were indices for seven major groups and 39 subgroups. Information on consumer prices, which has been directly obtained by interviewing retailers was the actual prices for transactions. The surveys were conducted on the 2<sup>nd</sup>, 5<sup>th</sup>, and 8<sup>th</sup> day in a period of every ten days, and a total of nine days for a month.

- IV. The Construction Cost Index in Taipei was compiled with data for 1981 as the original base period. Four revisions have been made for the requirement of unifying the base period for all indices. The first revision was made in July 1988 , where the year 1986 was used as the base period , and the allocated values on materials and labor used in the construction projects in Taipei City for the same year were used as the weights. The priced commodities of 16 items contained in the index system. The second and the third revision were made in January 1998 and in January 2003, where the year 1996 and 2001 were used as the base period, and the allocated values on materials and labor used in the construction projects in Taipei City for the same year were used as the weights. The priced commodities of 103 items and 106 items were contained in the index system, and the items augment stores by sorting weights. A total of 204 items and 259 items separately actually included in the index. The fourth revision was made in January 2008 (the index currently in effect), where the year 2006 was used as the base period, and the allocated values on materials and labor for the construction projects (including the building of residential housing, shops, offices, and schools) and all civil works (including roads and bridges) were used as the weights. The priced commodities of 108 items contained in the index system, and the items augment stores by sorting weights. A total of 293 items were actually included in the index. The index was compiled by using the weighed arithmetic mean of the price values for respective base period. In addition to the general index, indices on construction projects and civil work projects were added to facilitate users in using the indices for relevant research. The two added indices were base on the values allocated on the materials used or labor employed for projects progressing in Taipei in the base year. The information on prices of materials are the wholesale price, and the information on labor costs are the actual amount the workers were paid for by performing duties in the constructions. The surveys were conducted on the 4<sup>th</sup>, 14<sup>th</sup>, and 24<sup>th</sup> day of each month, and the prices were averaged for purpose of compilation.
- V. Monetary Quotations in Taipei is compiled with the finance information collected on the 2<sup>nd</sup>, 5<sup>th</sup>, and 8<sup>th</sup> days in every ten days, and simple arithmetic mean was used for computation. The monthly price was compiled with the data collected from the first, second and third ten days of the month through simple arithmetic mean.
- VI. The symbols used in this monthly bulletin are described as follows:  
 「—」 : none  
 「Ⓡ」 : revised figure  
 「...」 : not available or yet to be generated value  
 「Ⓢ」 : change in merchandise number or price code  
 「0」 : value less than half of a unit
- VII. All the information contained in this monthly bulletin has been posted on the DBAS' website ([http://w2.dbas.taipei.gov.tw/news\\_weekly/tp\\_treen.asp](http://w2.dbas.taipei.gov.tw/news_weekly/tp_treen.asp)) since January 2003. Welcome for having reference.
- VIII. All pictures in this monthly bulletin are provided by the Department of Information and Tourism and other relative bureaus.

## 臺北市消費者物價指數 98 年 6 月份變動分析

本(6)月份臺北市消費者物價指數(基期民國 95 年=100)為 104.04,較上月(98 年 5 月)104.29 下跌 0.24%,較上年同月(97 年 6 月)105.91 下跌 1.77%。

本月份 7 大類指數除居住類、交通類、醫藥保健類及雜項類上漲外,其餘均下跌。茲分述如下:

### 一、食物類

本月類指數 110.96,較上月 112.28 下跌 1.18%;若與上年同月 112.20 比較,則下跌 1.11%。各中分類指數變動情形如下:

(一)上漲者:水產品因部分魚種漁獲量減價揚,指數上漲 2.16%;非酒精性飲料及其他食品因部分超市結束特賣,指數分別上漲 0.93%及 0.78%;其他如豆類及其製品、加工水果、肉類、加工蔬菜、調味品及食用油等,指數均呈上漲趨勢。

(二)下跌者:夏季蔬菜、水果供量充沛,價格下滑,指數分別下跌 4.54%及 11.41%;蛋類受消費需求轉弱影響,指數下跌 11.43%;其他如酒、調理食品、加工水產品、穀類及其製品、乳類、家外食物及肉類製品等,指數均呈下跌趨勢。

### 二、衣著類

本月類指數 105.98,主因百貨服飾業者加大成衣折扣數促銷,致類指數較上月 110.12 下跌 3.76%;若與上年同月 106.87 比較,則下跌 0.83%。

### 三、居住類

本月類指數 102.14,本月適逢夏月電價收費期(家庭用電上漲 13.45%),加以液態瓦斯價格調漲,惟上月端午節雇主循例餽贈之家庭管理費用,節後回復,抵銷部分漲幅,致類指數較上月 101.62 上漲 0.51%;若與上年同月 102.47 比較,則下跌 0.32%。

### 四、交通類

本月類指數 100.71,主因國內油品受國際油價持續高檔影響,數度調漲油價,致類指數較上月 99.44 上漲 1.28%;若與上年同月 107.01 比較,則下跌 5.89%。

### 五、醫藥保健類

本月類指數 108.05,主因部分基層醫療單位調漲診所掛號費,致類指數較上月 106.23 上漲 1.71%;若與上年同月 106.06 比較,則上漲 1.88%。

### 六、教養娛樂類

本月類指數 98.14,主因新流感疫情衝擊國外旅遊市場,業者為刺激出國旅遊需求,調降國外旅遊團費,加上電腦、電視、數位相機及攝影機等 3C 產品持續特價,致類指數較上月 99.34 下跌 1.21%;若與上年同月 102.50 比較,則下跌 4.25%。

### 七、雜項類

本月類指數 104.33,主因部分理容業者結束美髮折扣促銷,加以若干菸商於政府徵收菸品健康捐之際,趁勢調漲售價,致類指數較上月 102.97 上漲 1.32%;若與上年同月 104.35 比較,則下跌 0.02%。

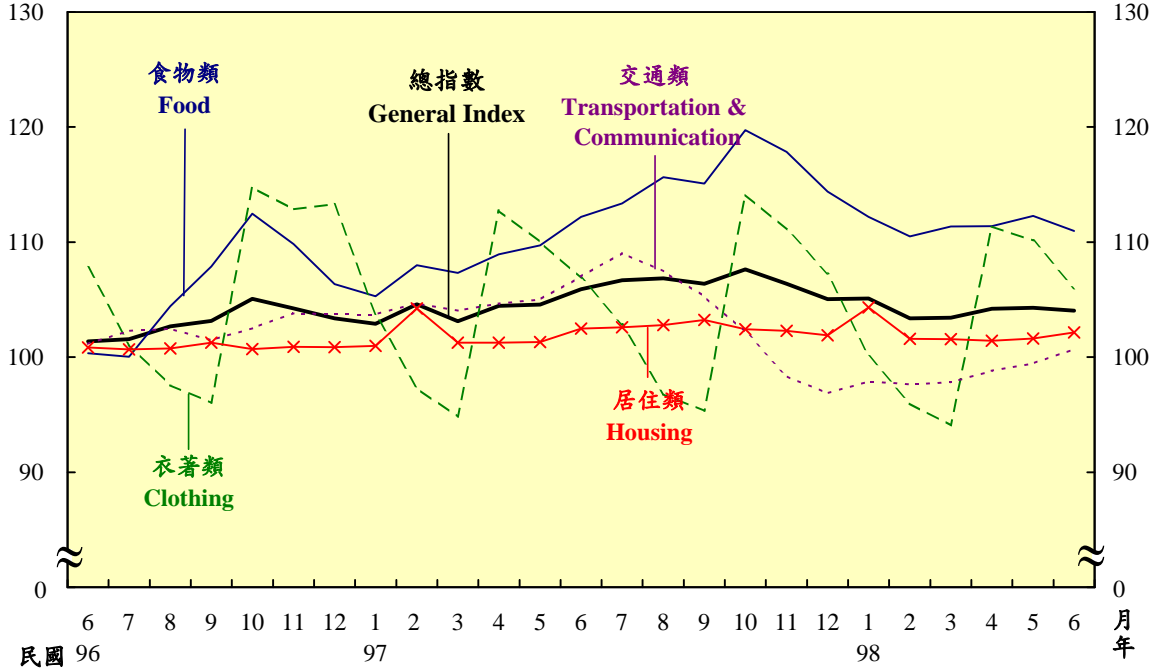


# 臺北市消費者物價指數圖

## The Chart of Consumer Price Indices in Taipei

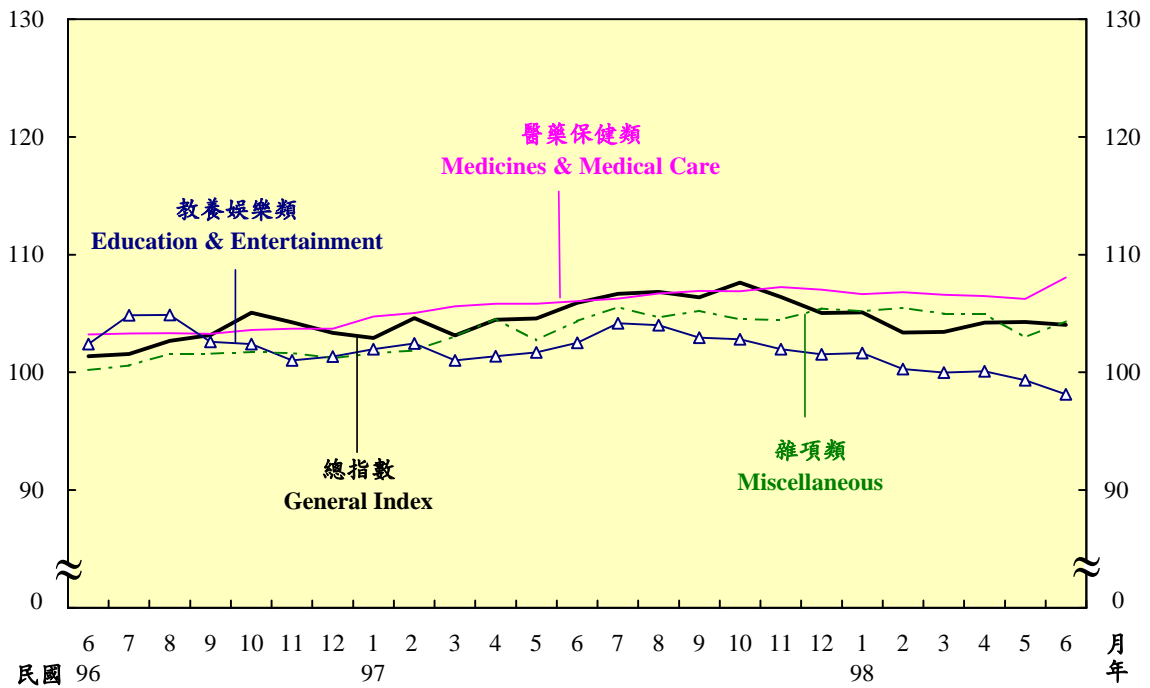
指數 基期：95年=100

Base: 2006=100 Index



指數

Index



# 臺北市物價指數變動分析表

## The Table of the Changes of Price Indices in Taipei

### 1. 臺北市消費者物價指數

基期：民國95年平均=100

| 類別         | 項數         | 權數<br>(千分比)     | 98年<br>6月指數   | 98年<br>5月指數<br>(F) | 98年6月<br>與上月比較 |               | 98年6月<br>與上年同月比較 |               | 本年1至6月<br>累計平均與<br>上年同期比較<br>(%) |
|------------|------------|-----------------|---------------|--------------------|----------------|---------------|------------------|---------------|----------------------------------|
|            |            |                 |               |                    | 漲跌率<br>(%)     | 對總指數<br>影響(%) | 漲跌率<br>(%)       | 對總指數<br>影響(%) |                                  |
| <b>總指數</b> | <b>424</b> | <b>1,000.00</b> | <b>104.04</b> | <b>104.29</b>      | <b>-0.24</b>   | <b>-0.24</b>  | <b>-1.77</b>     | <b>-1.77</b>  | <b>-0.18</b>                     |
| 食物類        | 180        | 247.14          | 110.96        | 112.28             | -1.18          | -0.31         | -1.11            | -0.29         | 2.64                             |
| 衣著類        | 51         | 40.54           | 105.98        | 110.12             | -3.76          | -0.16         | -0.83            | -0.03         | -1.27                            |
| 居住類        | 52         | 322.35          | 102.14        | 101.62             | 0.51           | 0.16          | -0.32            | -0.10         | 0.19                             |
| 交通類        | 33         | 115.71          | 100.71        | 99.44              | 1.28           | 0.14          | -5.89            | -0.69         | -5.85                            |
| 醫藥保健類      | 26         | 47.44           | 108.05        | 106.23             | 1.71           | 0.08          | 1.88             | 0.09          | 1.23                             |
| 教養娛樂類      | 54         | 181.27          | 98.14         | 99.34              | -1.21          | -0.21         | -4.25            | -0.75         | -1.89                            |
| 雜項類        | 28         | 45.55           | 104.33        | 102.97             | 1.32           | 0.06          | -0.02            | -0.00         | 1.58                             |

### 2. 臺北市營造工程物價指數

基期：民國95年平均=100

| 類別         | 項數         | 權數<br>(千分比)     | 98年<br>6月指數   | 98年<br>5月指數   | 98年6月<br>與上月比較 |               | 98年6月<br>與上年同月比較 |               | 本年1至6月<br>累計平均與<br>上年同期比較<br>(%) |
|------------|------------|-----------------|---------------|---------------|----------------|---------------|------------------|---------------|----------------------------------|
|            |            |                 |               |               | 漲跌率<br>(%)     | 對總指數<br>影響(%) | 漲跌率<br>(%)       | 對總指數<br>影響(%) |                                  |
| <b>總指數</b> | <b>108</b> | <b>1,000.00</b> | <b>112.20</b> | <b>112.42</b> | <b>-0.20</b>   | <b>-0.20</b>  | <b>-14.46</b>    | <b>-14.46</b> | <b>-7.71</b>                     |
| 材料類        | 76         | 617.70          | 116.11        | 116.40        | -0.25          | -0.16         | -20.36           | -14.10        | -11.86                           |
| 水泥及其製品類    | 6          | 160.46          | 112.64        | 114.61        | -1.72          | -0.28         | -4.19            | -0.61         | 0.54                             |
| 砂石及級配類     | 3          | 22.35           | 105.50        | 113.68        | -7.20          | -0.17         | -12.25           | -0.26         | -9.93                            |
| 磚瓦瓷類       | 5          | 10.73           | 112.35        | 112.66        | -0.28          | -0.00         | 1.81             | 0.02          | 6.81                             |
| 金屬製品類      | 19         | 213.71          | 108.70        | 107.44        | 1.17           | 0.25          | -43.50           | -13.93        | -33.18                           |
| 木材及其製品類    | 5          | 23.28           | 99.44         | 99.60         | -0.16          | -0.00         | -6.91            | -0.13         | -2.55                            |
| 塑膠製品類      | 6          | 8.73            | 104.42        | 104.07        | 0.34           | 0.00          | 0.81             | 0.01          | -0.39                            |
| 油漆塗裝類      | 3          | 5.17            | 114.20        | 114.20        | 0.00           | 0.00          | 1.38             | 0.01          | 8.46                             |
| 電梯與電器用品類   | 13         | 66.00           | 102.51        | 102.32        | 0.19           | 0.01          | -7.50            | -0.42         | -6.64                            |
| 瀝青及其製品類    | 2          | 54.56           | 175.60        | 174.92        | 0.39           | 0.03          | 16.35            | 1.04          | 33.43                            |
| 雜項類        | 14         | 52.71           | 117.64        | 117.54        | 0.09           | 0.00          | 3.77             | 0.17          | 6.97                             |
| 勞務類        | 32         | 382.30          | 102.95        | 103.06        | -0.11          | -0.04         | -1.16            | -0.36         | 1.01                             |
| 工資類        | 14         | 244.64          | 103.64        | 103.81        | -0.16          | -0.04         | -1.67            | -0.33         | 0.30                             |
| 機具設備租金類    | 18         | 137.66          | 101.75        | 101.75        | 0.00           | 0.00          | -0.23            | -0.03         | 2.33                             |

### 表1 臺北市消費者物價指數—大分類

#### Table 1 Indices of Consumer Price in Taipei - Major Groups

公式：價比基期值加權算術平均式

Formula : Laspeyres's Weighted Aggregate of Value

| 年 月 別<br>Year & Month | 總指數<br>General Index | 食物類<br>Food | 衣著類<br>Clothing | 居住類<br>Housing | 交通類<br>Transportation & Communication | 醫藥保健類<br>Medicines & Medical Care | 教養娛樂類<br>Education & Entertainment | 雜項類<br>Miscellaneous |
|-----------------------|----------------------|-------------|-----------------|----------------|---------------------------------------|-----------------------------------|------------------------------------|----------------------|
| 權數 Weights            | 1,000.00             | 247.14      | 40.54           | 322.35         | 115.71                                | 47.44                             | 181.27                             | 45.55                |
| 項數 No. of Items       | 424                  | 180         | 51              | 52             | 33                                    | 26                                | 54                                 | 28                   |

#### 定 基 指 數 Fixed Index

基期：民國95年平均=100

Base : 2006=100

|              |        |        |        |        |        |        |        |        |
|--------------|--------|--------|--------|--------|--------|--------|--------|--------|
| 民國 92 年 2003 | 94.80  | 89.22  | 104.00 | 99.40  | 94.41  | 94.25  | 92.18  | 98.29  |
| 民國 93 年 2004 | 97.02  | 93.84  | 109.40 | 98.82  | 96.73  | 96.34  | 95.73  | 97.77  |
| 民國 94 年 2005 | 99.33  | 99.92  | 109.37 | 99.32  | 98.22  | 98.23  | 97.32  | 98.26  |
| 民國 95 年 2006 | 100.00 | 100.00 | 100.00 | 100.00 | 100.00 | 100.00 | 100.00 | 100.00 |
| 民國 96 年 2007 | 101.91 | 103.13 | 104.20 | 100.73 | 101.72 | 102.50 | 101.86 | 101.18 |
| 民國 97 年 2008 | 105.38 | 112.29 | 104.41 | 102.23 | 104.02 | 106.18 | 102.37 | 104.00 |
| 6 月 June     | 105.91 | 112.20 | 106.87 | 102.47 | 107.01 | 106.06 | 102.50 | 104.35 |
| 7 月 July     | 106.68 | 113.35 | 102.83 | 102.60 | 109.04 | 106.26 | 104.17 | 105.55 |
| 8 月 Aug.     | 106.84 | 115.64 | 96.79  | 102.79 | 107.47 | 106.71 | 104.02 | 104.66 |
| 9 月 Sept.    | 106.38 | 115.10 | 95.32  | 103.23 | 105.28 | 106.91 | 102.96 | 105.24 |
| 10 月 Oct.    | 107.62 | 119.74 | 114.15 | 102.43 | 102.19 | 106.88 | 102.82 | 104.49 |
| 11 月 Nov.    | 106.39 | 117.83 | 111.12 | 102.29 | 98.33  | 107.25 | 101.97 | 104.46 |
| 12 月 Dec.    | 105.04 | 114.38 | 107.26 | 101.90 | 96.87  | 107.03 | 101.53 | 105.42 |
| 民國 98 年 2009 |        |        |        |        |        |        |        |        |
| 1 月 Jan.     | 105.09 | 112.19 | 100.08 | 104.32 | 97.88  | 106.65 | 101.65 | 105.21 |
| 2 月 Feb.     | 103.37 | 110.49 | 95.96  | 101.59 | 97.64  | 106.82 | 100.29 | 105.47 |
| 3 月 Mar. (R) | 103.44 | 111.36 | 94.08  | 101.57 | 97.81  | 106.59 | 99.99  | 104.99 |
| 4 月 Apr. (R) | 104.22 | 111.38 | 111.35 | 101.42 | 98.81  | 106.49 | 100.10 | 104.99 |
| 5 月 May (R)  | 104.29 | 112.28 | 110.12 | 101.62 | 99.44  | 106.23 | 99.34  | 102.97 |
| 6 月 June     | 104.04 | 110.96 | 105.98 | 102.14 | 100.71 | 108.05 | 98.14  | 104.33 |

#### 環 比 指 數 Link Index

基期：上年或上月=100

Base : Last Year or Month=100

|              |        |        |        |        |        |        |        |        |
|--------------|--------|--------|--------|--------|--------|--------|--------|--------|
| 民國 92 年 2003 | 99.86  | 99.60  | 102.23 | 98.27  | 100.66 | 102.67 | 101.46 | 98.80  |
| 民國 93 年 2004 | 102.34 | 105.18 | 105.19 | 99.42  | 102.46 | 102.22 | 103.85 | 99.47  |
| 民國 94 年 2005 | 102.38 | 106.48 | 99.97  | 100.51 | 101.54 | 101.96 | 101.66 | 100.50 |
| 民國 95 年 2006 | 100.67 | 100.08 | 91.43  | 100.68 | 101.81 | 101.80 | 102.75 | 101.77 |
| 民國 96 年 2007 | 101.91 | 103.13 | 104.20 | 100.73 | 101.72 | 102.50 | 101.86 | 101.18 |
| 民國 97 年 2008 | 103.40 | 108.88 | 100.20 | 101.49 | 102.26 | 103.59 | 100.50 | 102.79 |
| 6 月 June     | 101.27 | 102.27 | 97.14  | 101.14 | 101.89 | 100.22 | 100.79 | 101.58 |
| 7 月 July     | 100.73 | 101.02 | 96.22  | 100.13 | 101.90 | 100.19 | 101.63 | 101.15 |
| 8 月 Aug.     | 100.15 | 102.02 | 94.13  | 100.19 | 98.56  | 100.42 | 99.86  | 99.16  |
| 9 月 Sept.    | 99.57  | 99.53  | 98.48  | 100.43 | 97.96  | 100.19 | 98.98  | 100.55 |
| 10 月 Oct.    | 101.17 | 104.03 | 119.75 | 99.23  | 97.06  | 99.97  | 99.86  | 99.29  |
| 11 月 Nov.    | 98.86  | 98.40  | 97.35  | 99.86  | 96.22  | 100.35 | 99.17  | 99.97  |
| 12 月 Dec.    | 98.73  | 97.07  | 96.53  | 99.62  | 98.52  | 99.79  | 99.57  | 100.92 |
| 民國 98 年 2009 |        |        |        |        |        |        |        |        |
| 1 月 Jan.     | 100.05 | 98.09  | 93.31  | 102.37 | 101.04 | 99.64  | 100.12 | 99.80  |
| 2 月 Feb.     | 98.36  | 98.48  | 95.88  | 97.38  | 99.75  | 100.16 | 98.66  | 100.25 |
| 3 月 Mar. (R) | 100.07 | 100.79 | 98.04  | 99.98  | 100.17 | 99.78  | 99.70  | 99.54  |
| 4 月 Apr. (R) | 100.75 | 100.02 | 118.36 | 99.85  | 101.02 | 99.91  | 100.11 | 100.00 |
| 5 月 May (R)  | 100.07 | 100.81 | 98.90  | 100.20 | 100.64 | 99.76  | 99.24  | 98.08  |
| 6 月 June     | 99.76  | 98.82  | 96.24  | 100.51 | 101.28 | 101.71 | 98.79  | 101.32 |

表2 臺北市消費者物價指數—中分類

公式：價比基期值加權算術平均式

| 年 月 別<br>Year & Month | 總 指 數<br>General Index | 食 物 類                |                                     |             |
|-----------------------|------------------------|----------------------|-------------------------------------|-------------|
|                       |                        | 類 指 數<br>Group Index | 穀類及其製品<br>Cereals & Cereal Products | 肉 類<br>Meat |
| 權 數 Weights           | 1,000.00               | 247.14               | 19.06                               | 24.82       |
| 項 數 No. of Items      | 424                    | 180                  | 13                                  | 8           |

定 基 指 數

基期：民國95年平均=100

|              |        |        |        |        |
|--------------|--------|--------|--------|--------|
| 民國 92 年 2003 | 94.80  | 89.22  | 95.08  | 90.63  |
| 民國 93 年 2004 | 97.02  | 93.84  | 97.63  | 97.93  |
| 民國 94 年 2005 | 99.33  | 99.92  | 98.54  | 101.94 |
| 民國 95 年 2006 | 100.00 | 100.00 | 100.00 | 100.00 |
| 民國 96 年 2007 | 101.91 | 103.13 | 102.35 | 103.26 |
| 民國 97 年 2008 | 105.38 | 112.29 | 113.40 | 117.90 |
| 6 月 June     | 105.91 | 112.20 | 114.31 | 120.22 |
| 7 月 July     | 106.68 | 113.35 | 116.18 | 122.48 |
| 8 月 Aug.     | 106.84 | 115.64 | 116.89 | 123.47 |
| 9 月 Sept.    | 106.38 | 115.10 | 116.15 | 120.39 |
| 10 月 Oct.    | 107.62 | 119.74 | 117.55 | 119.85 |
| 11 月 Nov.    | 106.39 | 117.83 | 113.90 | 118.18 |
| 12 月 Dec.    | 105.04 | 114.38 | 116.91 | 117.93 |
| 民國 98 年 2009 |        |        |        |        |
| 1 月 Jan.     | 105.09 | 112.19 | 114.81 | 118.94 |
| 2 月 Feb.     | 103.37 | 110.49 | 117.11 | 119.04 |
| 3 月 Mar. (R) | 103.44 | 111.36 | 117.03 | 118.13 |
| 4 月 Apr. (R) | 104.22 | 111.38 | 116.96 | 117.08 |
| 5 月 May (R)  | 104.29 | 112.28 | 117.37 | 118.16 |
| 6 月 June     | 104.04 | 110.96 | 116.71 | 118.67 |

環 比 指 數

基期：上年或上月=100

|              |        |        |        |        |
|--------------|--------|--------|--------|--------|
| 民國 92 年 2003 | 99.86  | 99.60  | 102.56 | 102.21 |
| 民國 93 年 2004 | 102.34 | 105.18 | 102.68 | 108.05 |
| 民國 94 年 2005 | 102.38 | 106.48 | 100.93 | 104.09 |
| 民國 95 年 2006 | 100.67 | 100.08 | 101.48 | 98.10  |
| 民國 96 年 2007 | 101.91 | 103.13 | 102.35 | 103.26 |
| 民國 97 年 2008 | 103.40 | 108.88 | 110.80 | 114.18 |
| 6 月 June     | 101.27 | 102.27 | 101.73 | 101.14 |
| 7 月 July     | 100.73 | 101.02 | 101.64 | 101.88 |
| 8 月 Aug.     | 100.15 | 102.02 | 100.61 | 100.81 |
| 9 月 Sept.    | 99.57  | 99.53  | 99.37  | 97.51  |
| 10 月 Oct.    | 101.17 | 104.03 | 101.21 | 99.55  |
| 11 月 Nov.    | 98.86  | 98.40  | 96.89  | 98.61  |
| 12 月 Dec.    | 98.73  | 97.07  | 102.64 | 99.79  |
| 民國 98 年 2009 |        |        |        |        |
| 1 月 Jan.     | 100.05 | 98.09  | 98.20  | 100.86 |
| 2 月 Feb.     | 98.36  | 98.48  | 102.00 | 100.08 |
| 3 月 Mar. (R) | 100.07 | 100.79 | 99.93  | 99.24  |
| 4 月 Apr. (R) | 100.75 | 100.02 | 99.94  | 99.11  |
| 5 月 May (R)  | 100.07 | 100.81 | 100.35 | 100.92 |
| 6 月 June     | 99.76  | 98.82  | 99.44  | 100.43 |

**Table 2 Indices of Consumer Price in Taipei - Subgroups**

Formula : Laspeyres's Weighted Aggregate of Value

| Food          |             |                  |                  |              |                      |              |
|---------------|-------------|------------------|------------------|--------------|----------------------|--------------|
| 肉類製品          | 蛋類          | 水產品              | 加工水產品            | 蔬菜           | 加工蔬菜                 | 水果           |
| Meat Products | Eggs        | Fish & Shellfish | Processed Fishes | Vegetables   | Processed Vegetables | Fruits       |
| <b>4.72</b>   | <b>1.55</b> | <b>16.88</b>     | <b>3.69</b>      | <b>18.04</b> | <b>1.88</b>          | <b>20.66</b> |
| <b>6</b>      | <b>2</b>    | <b>21</b>        | <b>4</b>         | <b>42</b>    | <b>4</b>             | <b>23</b>    |

**Fixed Index**

Base : 2006=100

|               |               |               |               |               |               |               |
|---------------|---------------|---------------|---------------|---------------|---------------|---------------|
| <b>97.77</b>  | <b>89.77</b>  | <b>93.84</b>  | <b>93.37</b>  | <b>73.72</b>  | <b>101.28</b> | <b>57.74</b>  |
| <b>96.12</b>  | <b>93.20</b>  | <b>97.33</b>  | <b>93.18</b>  | <b>86.83</b>  | <b>101.08</b> | <b>71.49</b>  |
| <b>98.31</b>  | <b>103.52</b> | <b>100.60</b> | <b>95.92</b>  | <b>111.70</b> | <b>100.66</b> | <b>92.24</b>  |
| <b>100.00</b> | <b>100.00</b> | <b>100.00</b> | <b>100.00</b> | <b>100.00</b> | <b>100.00</b> | <b>100.00</b> |
| <b>100.27</b> | <b>103.18</b> | <b>108.69</b> | <b>101.07</b> | <b>112.02</b> | <b>103.85</b> | <b>95.05</b>  |
| <b>113.75</b> | <b>125.09</b> | <b>129.60</b> | <b>117.94</b> | <b>118.11</b> | <b>121.32</b> | <b>96.25</b>  |
| 114.04        | 121.79        | 127.81        | 118.65        | 105.88        | 124.14        | 100.79        |
| 117.06        | 121.27        | 132.31        | 121.58        | 113.76        | 125.34        | 93.79         |
| 116.65        | 131.09        | 139.17        | 121.85        | 136.09        | 124.77        | 93.02         |
| 116.94        | 121.87        | 141.29        | 120.80        | 131.77        | 125.60        | 91.69         |
| 116.35        | 125.44        | 141.27        | 121.60        | 188.67        | 124.89        | 96.96         |
| 120.41        | 118.95        | 136.12        | 122.32        | 171.38        | 124.25        | 95.84         |
| 121.73        | 127.64        | 135.26        | 124.21        | 124.82        | 122.42        | 90.94         |
| 117.33        | 127.12        | 148.42        | 124.40        | 91.34         | 123.08        | 87.37         |
| 121.22        | 135.12        | 138.45        | 131.14        | 80.71         | 125.11        | 79.39         |
| 124.32        | 138.39        | 137.36        | 131.85        | 94.68         | 125.88        | 79.33         |
| 122.16        | 141.64        | 137.11        | 128.96        | 95.67         | 125.40        | 84.22         |
| 123.66        | 131.09        | 136.59        | 123.04        | 97.73         | 125.81        | 94.97         |
| 123.50        | 116.11        | 139.54        | 121.89        | 93.29         | 126.30        | 84.13         |

**Link Index**

Base : Last Year or Month=100

|               |               |               |               |               |               |               |
|---------------|---------------|---------------|---------------|---------------|---------------|---------------|
| <b>99.91</b>  | <b>106.72</b> | <b>104.81</b> | <b>104.22</b> | <b>103.80</b> | <b>98.18</b>  | <b>91.87</b>  |
| <b>98.31</b>  | <b>103.82</b> | <b>103.71</b> | <b>99.80</b>  | <b>117.78</b> | <b>99.80</b>  | <b>123.80</b> |
| <b>102.28</b> | <b>111.07</b> | <b>103.36</b> | <b>102.94</b> | <b>128.64</b> | <b>99.58</b>  | <b>129.03</b> |
| <b>101.72</b> | <b>96.60</b>  | <b>99.40</b>  | <b>104.25</b> | <b>89.53</b>  | <b>99.34</b>  | <b>108.41</b> |
| <b>100.28</b> | <b>103.18</b> | <b>108.69</b> | <b>101.07</b> | <b>112.07</b> | <b>103.85</b> | <b>95.05</b>  |
| <b>113.44</b> | <b>121.23</b> | <b>119.24</b> | <b>116.69</b> | <b>105.44</b> | <b>116.82</b> | <b>101.26</b> |
| 101.37        | 99.84         | 102.74        | 99.50         | 116.79        | 101.39        | 105.98        |
| 102.65        | 99.57         | 103.52        | 102.47        | 107.44        | 100.97        | 93.05         |
| 99.65         | 108.10        | 105.18        | 100.22        | 119.63        | 99.55         | 99.18         |
| 100.25        | 92.97         | 101.52        | 99.14         | 96.83         | 100.67        | 98.57         |
| 99.50         | 102.93        | 99.99         | 100.66        | 143.18        | 99.43         | 105.75        |
| 103.49        | 94.83         | 96.35         | 100.59        | 90.84         | 99.49         | 98.84         |
| 101.10        | 107.31        | 99.37         | 101.55        | 72.83         | 98.53         | 94.89         |
| 96.39         | 99.59         | 109.73        | 100.15        | 73.18         | 100.54        | 96.07         |
| 103.32        | 106.29        | 93.28         | 105.42        | 88.36         | 101.65        | 90.87         |
| 102.56        | 102.42        | 99.21         | 100.54        | 117.31        | 100.62        | 99.92         |
| 98.26         | 102.35        | 99.82         | 97.81         | 101.05        | 99.62         | 106.16        |
| 101.23        | 92.55         | 99.62         | 95.41         | 102.15        | 100.33        | 112.76        |
| 99.87         | 88.57         | 102.16        | 99.07         | 95.46         | 100.39        | 88.59         |

表2 臺北市消費者物價指數—中分類(續1)

公式：價比基期值加權算術平均式

| 年 月 別<br>Year & Month | 食 物 類                    |                       |                                |                     |                     |
|-----------------------|--------------------------|-----------------------|--------------------------------|---------------------|---------------------|
|                       | 加工水果<br>Processed Fruits | 乳 類<br>Dairy Products | 豆類及其製品<br>Bean & Bean Products | 食 用 油<br>Edible Oil | 調 味 品<br>Condiments |
| 權 數 Weights           | 0.84                     | 9.81                  | 2.46                           | 1.76                | 2.47                |
| 項 數 No. of Items      | 2                        | 5                     | 4                              | 4                   | 6                   |

定 基 指 數

基期：民國95年平均=100

|              |        |        |        |        |        |
|--------------|--------|--------|--------|--------|--------|
| 民國 92 年 2003 | 96.43  | 96.82  | 95.52  | 92.91  | 98.59  |
| 民國 93 年 2004 | 96.90  | 98.89  | 95.75  | 98.56  | 99.22  |
| 民國 94 年 2005 | 98.79  | 99.77  | 95.51  | 100.35 | 98.41  |
| 民國 95 年 2006 | 100.00 | 100.00 | 100.00 | 100.00 | 100.00 |
| 民國 96 年 2007 | 100.47 | 106.17 | 96.97  | 110.02 | 101.02 |
| 民國 97 年 2008 | 104.20 | 117.05 | 108.17 | 150.52 | 105.71 |
| 6 月 June     | 105.26 | 116.71 | 108.24 | 161.04 | 105.39 |
| 7 月 July     | 104.23 | 117.39 | 108.02 | 159.34 | 105.52 |
| 8 月 Aug.     | 105.59 | 117.60 | 107.59 | 158.59 | 106.91 |
| 9 月 Sept.    | 106.28 | 117.85 | 109.38 | 160.68 | 109.07 |
| 10 月 Oct.    | 105.18 | 118.32 | 109.26 | 162.45 | 110.25 |
| 11 月 Nov.    | 105.59 | 118.93 | 108.00 | 158.98 | 109.08 |
| 12 月 Dec.    | 106.28 | 119.13 | 108.15 | 155.12 | 108.54 |
| 民國 98 年 2009 |        |        |        |        |        |
| 1 月 Jan.     | 106.28 | 119.60 | 110.39 | 153.28 | 108.80 |
| 2 月 Feb.     | 107.75 | 119.02 | 113.20 | 153.68 | 109.65 |
| 3 月 Mar.     | 109.81 | 118.99 | 113.43 | 147.57 | 110.71 |
| 4 月 Apr.     | 108.26 | 118.87 | 112.90 | 147.28 | 110.76 |
| 5 月 May      | 106.97 | 118.31 | 112.78 | 142.35 | 111.19 |
| 6 月 June     | 107.83 | 117.88 | 114.23 | 142.70 | 111.53 |

環 比 指 數

基期：上年或上月=100

|              |        |        |        |        |        |
|--------------|--------|--------|--------|--------|--------|
| 民國 92 年 2003 | 99.67  | 100.31 | 94.24  | 98.28  | 100.23 |
| 民國 93 年 2004 | 100.49 | 102.14 | 100.24 | 106.08 | 100.64 |
| 民國 94 年 2005 | 101.95 | 100.89 | 99.75  | 101.82 | 99.18  |
| 民國 95 年 2006 | 101.22 | 100.23 | 104.70 | 99.65  | 101.62 |
| 民國 96 年 2007 | 100.47 | 106.17 | 96.97  | 110.02 | 101.25 |
| 民國 97 年 2008 | 103.71 | 110.25 | 111.55 | 136.81 | 104.64 |
| 6 月 June     | 102.36 | 100.22 | 98.94  | 102.06 | 99.18  |
| 7 月 July     | 99.02  | 100.58 | 99.80  | 98.94  | 100.12 |
| 8 月 Aug.     | 101.30 | 100.18 | 99.60  | 99.53  | 101.32 |
| 9 月 Sept.    | 100.65 | 100.21 | 101.66 | 101.32 | 102.02 |
| 10 月 Oct.    | 98.96  | 100.40 | 99.89  | 101.10 | 101.08 |
| 11 月 Nov.    | 100.39 | 100.52 | 98.85  | 97.86  | 98.94  |
| 12 月 Dec.    | 100.65 | 100.17 | 100.14 | 97.57  | 99.50  |
| 民國 98 年 2009 |        |        |        |        |        |
| 1 月 Jan.     | 100.00 | 100.39 | 102.07 | 98.81  | 100.24 |
| 2 月 Feb.     | 101.38 | 99.52  | 102.55 | 100.26 | 100.78 |
| 3 月 Mar.     | 101.91 | 99.97  | 100.20 | 96.02  | 100.97 |
| 4 月 Apr.     | 98.59  | 99.90  | 99.53  | 99.80  | 100.05 |
| 5 月 May      | 98.81  | 99.53  | 99.89  | 96.65  | 100.39 |
| 6 月 June     | 100.80 | 99.64  | 101.29 | 100.25 | 100.31 |

**Table 2 Indices of Consumer Price in Taipei - Subgroups(Cont.1)**

Formula : Laspeyres's Weighted Aggregate of Value

| Food           |  |                        |                                   |                    | 衣 著 類 Clothing       |                 |
|----------------|--|------------------------|-----------------------------------|--------------------|----------------------|-----------------|
| 酒<br>Alcoholic | 非酒精性飲料<br>及材料<br>Non-alcoholic Beverages<br>& Beverage Materials | 調 理 食 品<br>Cooked Food | 家 外 食 物<br>Food Away<br>from Home | 其他食品<br>Other Food | 類 指 數<br>Group Index | 成 衣<br>Garments |
| 3.74           | 8.43   | 1.56                   | 95.52                             | 9.25               | 40.54                | 25.81           |
| 6              | 10   | 2                      | 12                                | 6                  | 51                   | 37              |

Fixed Index

Base : 2006=100

|        |        |        |        |        |        |        |
|--------|--------|--------|--------|--------|--------|--------|
| 97.28  | 98.59  | 95.36  | 95.58  | 94.42  | 104.00 | 108.55 |
| 98.50  | 99.88  | 98.07  | 97.12  | 97.38  | 109.40 | 115.07 |
| 99.88  | 100.85 | 99.17  | 99.36  | 98.44  | 109.37 | 113.43 |
| 100.00 | 100.00 | 100.00 | 100.00 | 100.00 | 100.00 | 100.00 |
| 99.25  | 100.81 | 104.15 | 102.79 | 103.29 | 104.20 | 104.80 |
| 99.10  | 106.01 | 112.74 | 110.36 | 113.03 | 104.41 | 101.48 |
| 97.99  | 105.08 | 114.27 | 110.85 | 112.08 | 106.87 | 105.14 |
| 97.70  | 105.98 | 113.66 | 111.48 | 116.51 | 102.83 | 98.13  |
| 97.50  | 106.26 | 116.97 | 111.71 | 115.39 | 96.79  | 89.83  |
| 99.86  | 108.02 | 114.12 | 111.69 | 116.48 | 95.32  | 86.29  |
| 101.24 | 107.41 | 117.69 | 111.61 | 116.34 | 114.15 | 115.58 |
| 101.61 | 107.71 | 119.38 | 111.85 | 118.69 | 111.12 | 112.42 |
| 101.91 | 108.35 | 116.86 | 111.85 | 121.07 | 107.26 | 105.22 |
| 102.16 | 107.49 | 112.08 | 111.49 | 118.99 | 100.08 | 94.91  |
| 102.27 | 107.84 | 117.07 | 111.26 | 120.63 | 95.96  | 88.54  |
| 102.45 | 107.12 | 112.68 | 111.26 | 121.44 | 94.08  | 85.14  |
| 103.63 | 108.10 | 117.33 | 110.55 | 119.11 | 111.35 | 112.60 |
| 103.62 | 107.72 | 119.03 | 110.11 | 119.86 | 110.12 | 109.09 |
| 99.47  | 108.72 | 115.93 | 109.85 | 120.80 | 105.98 | 102.40 |

Link Index

Base : Last Year or Month=100

|        |        |        |        |        |        |        |
|--------|--------|--------|--------|--------|--------|--------|
| 100.64 | 98.12  | 97.16  | 97.79  | 102.64 | 102.23 | 103.75 |
| 101.25 | 101.31 | 102.84 | 101.61 | 103.13 | 105.19 | 106.01 |
| 101.40 | 100.97 | 101.12 | 102.31 | 101.09 | 99.97  | 98.57  |
| 100.12 | 99.16  | 100.84 | 100.64 | 101.58 | 91.43  | 88.16  |
| 99.24  | 100.81 | 104.15 | 102.79 | 103.29 | 104.20 | 104.79 |
| 99.85  | 105.16 | 108.25 | 107.36 | 109.43 | 100.20 | 96.83  |
| 99.49  | 99.59  | 102.42 | 100.57 | 102.03 | 97.14  | 96.04  |
| 99.70  | 100.86 | 99.47  | 100.57 | 103.95 | 96.22  | 93.33  |
| 99.80  | 100.26 | 102.91 | 100.21 | 99.04  | 94.13  | 91.54  |
| 102.42 | 101.66 | 97.56  | 99.98  | 100.94 | 98.48  | 96.06  |
| 101.38 | 99.44  | 103.13 | 99.93  | 99.88  | 119.75 | 133.94 |
| 100.37 | 100.28 | 101.44 | 100.22 | 102.02 | 97.35  | 97.27  |
| 100.30 | 100.59 | 97.89  | 100.00 | 102.01 | 96.53  | 93.60  |
| 100.25 | 99.21  | 95.91  | 99.68  | 98.28  | 93.31  | 90.20  |
| 100.11 | 100.33 | 104.45 | 99.79  | 101.38 | 95.88  | 93.29  |
| 100.18 | 99.33  | 96.25  | 100.00 | 100.67 | 98.04  | 96.16  |
| 101.15 | 100.91 | 104.13 | 99.36  | 98.08  | 118.36 | 132.25 |
| 99.99  | 99.65  | 101.45 | 99.60  | 100.63 | 98.90  | 96.88  |
| 95.99  | 100.93 | 97.40  | 99.76  | 100.78 | 96.24  | 93.87  |

表2 臺北市消費者物價指數—中分類(續2)

公式：價比基期值加權算術平均式

| 年 月 別<br>Year & Month | 衣 著 類 Clothing  |  | 居 住 類                |                            |                                   |
|-----------------------|-----------------|--|----------------------|----------------------------|-----------------------------------|
|                       | 鞋 襪<br>Footwear | 衣著服務<br>及配件<br>Apparel Services<br>& Accessories | 類 指 數<br>Group Index | 房 租<br>Residential<br>Rent | 住宅維修費<br>Maintenance<br>& Repairs |
| 權 數 Weights           | 7.19            | 7.54   | 322.35               | 235.08                     | 10.29                             |
| 項 數 No. of Items      | 7               | 7  | 52                   | 2                          | 10                                |

定 基 指 數

基期：民國95年平均=100

|              |        |        |        |        |        |
|--------------|--------|--------|--------|--------|--------|
| 民國 92 年 2003 | 101.43 | 89.72  | 99.40  | 100.85 | 90.12  |
| 民國 93 年 2004 | 103.08 | 94.20  | 98.82  | 99.67  | 91.65  |
| 民國 94 年 2005 | 108.27 | 95.66  | 99.32  | 99.69  | 95.12  |
| 民國 95 年 2006 | 100.00 | 100.00 | 100.00 | 100.00 | 100.00 |
| 民國 96 年 2007 | 103.19 | 102.86 | 100.73 | 100.21 | 104.68 |
| 民國 97 年 2008 | 109.00 | 109.21 | 102.23 | 101.43 | 108.84 |
| 6 月 June     | 111.00 | 107.93 | 102.47 | 101.36 | 108.90 |
| 7 月 July     | 110.29 | 111.01 | 102.60 | 101.37 | 109.76 |
| 8 月 Aug.     | 109.71 | 107.57 | 102.79 | 101.54 | 110.62 |
| 9 月 Sept.    | 112.09 | 109.55 | 103.23 | 101.54 | 109.80 |
| 10 月 Oct.    | 112.37 | 109.92 | 102.43 | 101.63 | 108.19 |
| 11 月 Nov.    | 108.76 | 107.90 | 102.29 | 101.60 | 108.21 |
| 12 月 Dec.    | 111.28 | 109.49 | 101.90 | 101.54 | 108.01 |
| 民國98年 2009   |        |        |        |        |        |
| 1 月 Jan.     | 108.35 | 109.13 | 104.32 | 101.40 | 108.11 |
| 2 月 Feb.     | 105.21 | 111.87 | 101.59 | 101.37 | 107.92 |
| 3 月 Mar.     | 105.57 | 113.09 | 101.57 | 101.35 | 106.96 |
| 4 月 Apr.     | 105.21 | 111.95 | 101.42 | 101.25 | 106.12 |
| 5 月 May (r)  | 110.82 | 112.00 | 101.62 | 101.15 | 106.24 |
| 6 月 June     | 110.69 | 112.91 | 102.14 | 101.15 | 106.18 |

環 比 指 數

基期：上年或上月=100

|              |        |        |        |        |        |
|--------------|--------|--------|--------|--------|--------|
| 民國 92 年 2003 | 97.63  | 101.71 | 98.27  | 98.42  | 99.11  |
| 民國 93 年 2004 | 101.63 | 104.99 | 99.42  | 98.83  | 101.70 |
| 民國 94 年 2005 | 105.03 | 101.55 | 100.51 | 100.02 | 103.79 |
| 民國 95 年 2006 | 92.36  | 104.54 | 100.68 | 100.31 | 105.13 |
| 民國 96 年 2007 | 103.19 | 102.86 | 100.73 | 100.21 | 104.68 |
| 民國 97 年 2008 | 105.63 | 106.17 | 101.49 | 101.22 | 103.97 |
| 6 月 June     | 99.01  | 99.12  | 101.14 | 100.00 | 99.44  |
| 7 月 July     | 99.36  | 102.85 | 100.13 | 100.01 | 100.79 |
| 8 月 Aug.     | 99.47  | 96.90  | 100.19 | 100.17 | 100.78 |
| 9 月 Sept.    | 102.17 | 101.84 | 100.43 | 100.00 | 99.26  |
| 10 月 Oct.    | 100.25 | 100.34 | 99.23  | 100.09 | 98.53  |
| 11 月 Nov.    | 96.79  | 98.16  | 99.86  | 99.97  | 100.02 |
| 12 月 Dec.    | 102.32 | 101.47 | 99.62  | 99.94  | 99.82  |
| 民國98年 2009   |        |        |        |        |        |
| 1 月 Jan.     | 97.37  | 99.67  | 102.37 | 99.86  | 100.09 |
| 2 月 Feb.     | 97.10  | 102.51 | 97.38  | 99.97  | 99.82  |
| 3 月 Mar.     | 100.34 | 101.09 | 99.98  | 99.98  | 99.11  |
| 4 月 Apr.     | 99.66  | 98.99  | 99.85  | 99.90  | 99.21  |
| 5 月 May (r)  | 105.33 | 100.04 | 100.20 | 99.90  | 100.11 |
| 6 月 June     | 99.88  | 100.81 | 100.51 | 100.00 | 99.94  |



**Table 2 Indices of Consumer Price in Taipei - Subgroups (Cont. 2)**

Formula : Laspeyres's Weighted Aggregate of Value

| Housing                         |  |   | 交通類 Transportation & Communication |  |              |  |
|---------------------------------|--|---|------------------------------------|--|--------------|--|
| 家庭用品<br>Household<br>Appliances | 家庭管理費用<br>Household<br>Keeping<br>Services | 水電燃氣<br>Water,<br>Electricity<br>& Gas Supply | 類指數<br>Group Index                 | 交通設備<br>Transportation &<br>Communication<br>Equipment | 油料費<br>Oils  | 交通服務及維修零件<br>Transportation & Com-<br>munication Services<br>and Vehicle Parts |
| <b>25.62</b>                    | <b>21.42</b>                               | <b>29.94</b>                                  | <b>115.71</b>                      | <b>18.56</b>   | <b>24.77</b> | <b>72.38</b>   |
| <b>31</b>                       | <b>4</b>                                   | <b>5</b>                                      | <b>33</b>                          | <b>5</b>   | <b>5</b>     | <b>23</b>  |

Fixed Index

Base : 2006=100

|               |               |               |               |               |               |               |
|---------------|---------------|---------------|---------------|---------------|---------------|---------------|
| <b>96.95</b>  | <b>97.64</b>  | <b>93.56</b>  | <b>94.41</b>  | <b>108.05</b> | <b>74.67</b>  | <b>97.71</b>  |
| <b>97.04</b>  | <b>99.79</b>  | <b>94.63</b>  | <b>96.73</b>  | <b>106.92</b> | <b>82.33</b>  | <b>99.08</b>  |
| <b>98.95</b>  | <b>101.16</b> | <b>96.37</b>  | <b>98.22</b>  | <b>103.52</b> | <b>88.99</b>  | <b>100.00</b> |
| <b>100.00</b> | <b>100.00</b> | <b>100.00</b> | <b>100.00</b> | <b>100.00</b> | <b>100.00</b> | <b>100.00</b> |
| <b>101.32</b> | <b>100.69</b> | <b>103.34</b> | <b>101.72</b> | <b>98.72</b>  | <b>106.56</b> | <b>100.84</b> |
| <b>102.42</b> | <b>100.66</b> | <b>107.88</b> | <b>104.02</b> | <b>95.57</b>  | <b>113.63</b> | <b>102.88</b> |
| 101.46        | 98.44         | 113.48        | 107.01        | 94.60         | 129.46        | 102.48        |
| 102.80        | 96.11         | 115.04        | 109.04        | 94.64         | 135.44        | 103.66        |
| 103.38        | 96.11         | 115.04        | 107.47        | 95.62         | 127.46        | 103.64        |
| 104.58        | 101.68        | 114.96        | 105.28        | 95.03         | 118.14        | 103.48        |
| 103.75        | 96.15         | 110.88        | 102.19        | 95.32         | 103.67        | 103.42        |
| 103.87        | 96.15         | 109.48        | 98.33         | 95.11         | 86.14         | 103.32        |
| 104.03        | 96.15         | 105.68        | 96.87         | 95.07         | 79.75         | 103.19        |
| 102.87        | 137.29        | 104.00        | 97.88         | 92.58         | 84.48         | 103.82        |
| 102.95        | 96.15         | 104.59        | 97.64         | 90.90         | 87.29         | 102.89        |
| 103.38        | 96.15         | 104.51        | 97.81         | 90.45         | 89.20         | 102.63        |
| 103.39        | 95.94         | 104.08        | 98.81         | 90.42         | 95.35         | 102.13        |
| 103.97        | 99.36         | 104.07        | 99.44         | 90.47         | 98.21         | 102.13        |
| 103.75        | 95.85         | 112.44        | 100.71        | 90.26         | 105.28        | 101.80        |

Link Index

Base : Last Year or Month=100

|               |               |               |               |              |               |               |
|---------------|---------------|---------------|---------------|--------------|---------------|---------------|
| <b>97.06</b>  | <b>96.77</b>  | <b>100.73</b> | <b>100.66</b> | <b>99.36</b> | <b>108.09</b> | <b>99.25</b>  |
| <b>100.09</b> | <b>102.20</b> | <b>101.14</b> | <b>102.46</b> | <b>98.95</b> | <b>110.26</b> | <b>101.40</b> |
| <b>101.97</b> | <b>101.37</b> | <b>101.84</b> | <b>101.54</b> | <b>96.82</b> | <b>108.09</b> | <b>100.93</b> |
| <b>101.06</b> | <b>98.85</b>  | <b>103.77</b> | <b>101.81</b> | <b>96.60</b> | <b>112.37</b> | <b>100.00</b> |
| <b>101.32</b> | <b>100.69</b> | <b>103.34</b> | <b>101.72</b> | <b>98.72</b> | <b>106.56</b> | <b>100.84</b> |
| <b>101.09</b> | <b>99.97</b>  | <b>104.39</b> | <b>102.26</b> | <b>96.81</b> | <b>106.63</b> | <b>102.02</b> |
| 100.10        | 102.42        | 110.65        | 101.89        | 99.11        | 107.75        | 100.21        |
| 101.32        | 97.63         | 101.37        | 101.90        | 100.04       | 104.62        | 101.15        |
| 100.56        | 100.00        | 100.00        | 98.56         | 101.04       | 94.11         | 99.98         |
| 101.16        | 105.80        | 99.93         | 97.96         | 99.38        | 92.69         | 99.85         |
| 99.21         | 94.56         | 96.45         | 97.06         | 100.31       | 87.75         | 99.94         |
| 100.12        | 100.00        | 98.74         | 96.22         | 99.78        | 83.09         | 99.90         |
| 100.15        | 100.00        | 96.53         | 98.52         | 99.96        | 92.58         | 99.87         |
| 98.88         | 142.79        | 98.41         | 101.04        | 97.38        | 105.93        | 100.61        |
| 100.08        | 70.03         | 100.57        | 99.75         | 98.19        | 103.33        | 99.10         |
| 100.42        | 100.00        | 99.92         | 100.17        | 99.50        | 102.19        | 99.75         |
| 100.01        | 99.78         | 99.59         | 101.02        | 99.97        | 106.89        | 99.51         |
| 100.58        | 103.56        | 99.99         | 100.64        | 100.06       | 103.00        | 100.00        |
| 99.77         | 96.47         | 108.04        | 101.28        | 99.77        | 107.20        | 99.68         |

表2 臺北市消費者物價指數—中分類(續3完)

公式：價比基期值加權算術平均式

| 年 月 別<br>Year & Month | 醫 藥 保 健 類<br>Medicines and Medical Care |                                  | Medicines and Medical Care               |   | 教 養 娛 樂 類 Education  |                                |
|-----------------------|---|----------------------------------|--|---|----------------------|--------------------------------|
|                       | 類 指 數<br>Group Index                    | 醫 療 費 用<br>Medical Care Services | 藥 品 及 保 健 食 品<br>Medicines & Health Food | 醫 療 保 健 器 材<br>Medical Supplies & Appliance | 類 指 數<br>Group Index | 教 養 費 用<br>Educational Expense |
| 權 數 Weights           | 47.44                                   | 30.52                            | 11.78                                    | 5.14  | 181.27               | 114.46                         |
| 項 數 No. of Items      | 26                                      | 13                               | 9  | 4   | 54                   | 27                             |

定 基 指 數

基期：民國95年平均=100

|              |        |        |        |        |        |        |
|--------------|--------|--------|--------|--------|--------|--------|
| 民國 92 年 2003 | 94.25  | 92.97  | 94.51  | 100.20 | 92.18  | 98.37  |
| 民國 93 年 2004 | 96.34  | 94.44  | 97.92  | 101.87 | 95.73  | 98.73  |
| 民國 94 年 2005 | 98.23  | 96.92  | 99.46  | 101.58 | 97.32  | 99.32  |
| 民國 95 年 2006 | 100.00 | 100.00 | 100.00 | 100.00 | 100.00 | 100.00 |
| 民國 96 年 2007 | 102.50 | 100.02 | 108.00 | 99.94  | 101.86 | 101.24 |
| 民國 97 年 2008 | 106.18 | 102.46 | 115.65 | 100.01 | 102.37 | 100.79 |
| 6 月 June     | 106.06 | 102.63 | 115.05 | 99.30  | 102.50 | 100.84 |
| 7 月 July     | 106.26 | 102.63 | 116.05 | 98.91  | 104.17 | 100.51 |
| 8 月 Aug.     | 106.71 | 102.99 | 116.71 | 99.30  | 104.02 | 100.47 |
| 9 月 Sept.    | 106.91 | 103.03 | 116.90 | 100.49 | 102.96 | 100.52 |
| 10 月 Oct.    | 106.88 | 103.03 | 116.65 | 100.78 | 102.82 | 100.47 |
| 11 月 Nov.    | 107.25 | 103.03 | 118.13 | 100.78 | 101.97 | 100.25 |
| 12 月 Dec.    | 107.03 | 102.80 | 117.83 | 100.78 | 101.53 | 100.14 |
| 民國 98 年 2009 |        |        |        |        |        |        |
| 1 月 Jan.     | 106.65 | 102.65 | 116.75 | 100.65 | 101.65 | 99.85  |
| 2 月 Feb.     | 106.82 | 102.81 | 117.64 | 99.23  | 100.29 | 99.80  |
| 3 月 Mar. (F) | 106.59 | 102.81 | 116.72 | 99.24  | 99.99  | 99.65  |
| 4 月 Apr. (F) | 106.49 | 102.10 | 118.29 | 98.92  | 100.10 | 99.55  |
| 5 月 May (F)  | 106.23 | 102.10 | 117.29 | 98.92  | 99.34  | 98.12  |
| 6 月 June     | 108.05 | 105.24 | 116.98 | 97.65  | 98.14  | 97.87  |

環 比 指 數

基期：上年或上月=100

|              |        |        |        |        |        |        |
|--------------|--------|--------|--------|--------|--------|--------|
| 民國 92 年 2003 | 102.67 | 103.82 | 102.04 | 98.99  | 101.46 | 99.58  |
| 民國 93 年 2004 | 102.22 | 101.58 | 103.61 | 101.67 | 103.85 | 100.37 |
| 民國 94 年 2005 | 101.96 | 102.63 | 101.57 | 99.72  | 101.66 | 100.60 |
| 民國 95 年 2006 | 101.80 | 103.18 | 100.54 | 98.44  | 102.75 | 100.68 |
| 民國 96 年 2007 | 102.50 | 100.02 | 108.00 | 99.94  | 101.86 | 101.24 |
| 民國 97 年 2008 | 103.59 | 102.44 | 107.08 | 100.07 | 100.50 | 99.56  |
| 6 月 June     | 100.22 | 100.47 | 100.01 | 99.24  | 100.79 | 99.89  |
| 7 月 July     | 100.19 | 100.00 | 100.87 | 99.61  | 101.63 | 99.67  |
| 8 月 Aug.     | 100.42 | 100.35 | 100.57 | 100.39 | 99.86  | 99.96  |
| 9 月 Sept.    | 100.19 | 100.04 | 100.16 | 101.20 | 98.98  | 100.05 |
| 10 月 Oct.    | 99.97  | 100.00 | 99.79  | 100.29 | 99.86  | 99.95  |
| 11 月 Nov.    | 100.35 | 100.00 | 101.27 | 100.00 | 99.17  | 99.78  |
| 12 月 Dec.    | 99.79  | 99.78  | 99.75  | 100.00 | 99.57  | 99.89  |
| 民國 98 年 2009 |        |        |        |        |        |        |
| 1 月 Jan.     | 99.64  | 99.85  | 99.08  | 99.87  | 100.12 | 99.71  |
| 2 月 Feb.     | 100.16 | 100.16 | 100.76 | 98.59  | 98.66  | 99.95  |
| 3 月 Mar. (F) | 99.78  | 100.00 | 99.22  | 100.01 | 99.70  | 99.85  |
| 4 月 Apr. (F) | 99.91  | 99.31  | 101.35 | 99.68  | 100.11 | 99.90  |
| 5 月 May (F)  | 99.76  | 100.00 | 99.15  | 100.00 | 99.24  | 98.56  |
| 6 月 June     | 101.71 | 103.08 | 99.74  | 98.72  | 98.79  | 99.75  |

**Table 2 Indices of Consumer Price in Taipei - Subgroups (Cont. 3 End)**

Formula : Laspeyres's Weighted Aggregate of Value

| & Entertainment       | Miscellaneous |                    |                |                        |              |
|-----------------------|---------------|--------------------|----------------|------------------------|--------------|
| 娛樂費用                  | 雜 類           | 項 類                | Miscellaneous  |                        |              |
| Entertainment Expense | 類 指 數         | 香菸及檳榔              | 美容及衛生用品        | 理容服務費                  | 其 他          |
|                       | Group Index   | Tobacco & Betelnut | Cosmetic Items | Personal Care Services | Others       |
| <b>66.81</b>          | <b>45.55</b>  | <b>3.25</b>        | <b>20.39</b>   | <b>11.73</b>           | <b>10.18</b> |
| 27                    | 28            | 3                  | 14             | 4                      | 7            |

Fixed Index

Base : 2006=100

|               |               |               |               |               |               |
|---------------|---------------|---------------|---------------|---------------|---------------|
| <b>81.89</b>  | <b>98.29</b>  | <b>90.73</b>  | <b>98.41</b>  | <b>96.74</b>  | <b>102.57</b> |
| <b>90.74</b>  | <b>97.77</b>  | <b>91.11</b>  | <b>97.53</b>  | <b>97.14</b>  | <b>101.55</b> |
| <b>93.98</b>  | <b>98.26</b>  | <b>90.61</b>  | <b>99.19</b>  | <b>98.29</b>  | <b>99.60</b>  |
| <b>100.00</b> | <b>100.00</b> | <b>100.00</b> | <b>100.00</b> | <b>100.00</b> | <b>100.00</b> |
| <b>102.91</b> | <b>101.18</b> | <b>105.87</b> | <b>100.80</b> | <b>100.46</b> | <b>100.62</b> |
| <b>105.18</b> | <b>104.00</b> | <b>106.27</b> | <b>107.13</b> | <b>98.82</b>  | <b>102.30</b> |
| 105.45        | 104.35        | 106.53        | 106.96        | 99.97         | 102.77        |
| 110.58        | 105.55        | 106.15        | 109.69        | 99.97         | 102.86        |
| 110.23        | 104.66        | 105.90        | 107.72        | 99.97         | 102.86        |
| 107.26        | 105.24        | 105.91        | 109.02        | 99.97         | 102.86        |
| 106.94        | 104.49        | 105.87        | 108.64        | 97.73         | 102.86        |
| 105.00        | 104.46        | 105.89        | 107.57        | 99.97         | 102.28        |
| 104.00        | 105.42        | 107.53        | 110.19        | 98.72         | 102.28        |
| 104.82        | 105.21        | 107.62        | 111.02        | 96.44         | 102.28        |
| 101.19        | 105.47        | 107.80        | 109.51        | 100.02        | 102.28        |
| 100.63        | 104.99        | 107.81        | 108.71        | 100.02        | 101.72        |
| 101.11        | 104.99        | 108.04        | 109.54        | 98.35         | 101.91        |
| 101.49        | 102.97        | 108.08        | 107.20        | 94.47         | 102.01        |
| 98.67         | 104.33        | 116.56        | 105.66        | 100.02        | 102.01        |

Link Index

Base : Last Year or Month=100

|               |               |               |               |               |               |
|---------------|---------------|---------------|---------------|---------------|---------------|
| <b>106.16</b> | <b>98.80</b>  | <b>98.20</b>  | <b>98.66</b>  | <b>99.88</b>  | <b>98.20</b>  |
| <b>110.81</b> | <b>99.47</b>  | <b>100.42</b> | <b>99.11</b>  | <b>100.41</b> | <b>99.01</b>  |
| <b>103.57</b> | <b>100.50</b> | <b>99.45</b>  | <b>101.70</b> | <b>101.18</b> | <b>98.08</b>  |
| <b>106.41</b> | <b>101.77</b> | <b>110.36</b> | <b>100.82</b> | <b>101.74</b> | <b>100.40</b> |
| <b>102.91</b> | <b>101.18</b> | <b>105.87</b> | <b>100.80</b> | <b>100.46</b> | <b>100.62</b> |
| <b>102.21</b> | <b>102.79</b> | <b>100.38</b> | <b>106.28</b> | <b>98.37</b>  | <b>101.67</b> |
| 102.34        | 101.58        | 99.91         | 100.15        | 105.65        | 100.77        |
| 104.86        | 101.15        | 99.64         | 102.55        | 100.00        | 100.09        |
| 99.68         | 99.16         | 99.76         | 98.20         | 100.00        | 100.00        |
| 97.31         | 100.55        | 100.01        | 101.21        | 100.00        | 100.00        |
| 99.70         | 99.29         | 99.96         | 99.65         | 97.76         | 100.00        |
| 98.19         | 99.97         | 100.02        | 99.02         | 102.29        | 99.44         |
| 99.05         | 100.92        | 101.55        | 102.44        | 98.75         | 100.00        |
| 100.79        | 99.80         | 100.08        | 100.75        | 97.69         | 100.00        |
| 96.54         | 100.25        | 100.17        | 98.64         | 103.71        | 100.00        |
| 99.45         | 99.54         | 100.01        | 99.27         | 100.00        | 99.45         |
| 100.48        | 100.00        | 100.21        | 100.76        | 98.33         | 100.19        |
| 100.38        | 98.08         | 100.04        | 97.86         | 96.05         | 100.10        |
| 97.22         | 101.32        | 107.85        | 98.56         | 105.87        | 100.00        |

### 表3 臺北市消費者物價指數—複分類

公式：價比基期值加權算術平均式

| 年 月 別<br>Year & Month | 總 指 數<br>General Index     |                              | 商 品 類 Commodity            |                              |   |                              |                                |                           |
|-----------------------|----------------------------|------------------------------|----------------------------|------------------------------|---|------------------------------|--------------------------------|---------------------------|
|                       |                            |                              | 類 指 數<br>Group Index       |                              | 非 耐 久 性 消 費 品<br>Non-durable Consumer Goods |                              | 半 耐 久 性<br>消 費 品               | 耐 久 性<br>消 費 品            |
|                       | 含 食 物<br>Including<br>Food | 不 含 食 物<br>Excluding<br>Food | 含 食 物<br>Including<br>Food | 不 含 食 物<br>Excluding<br>Food | 含 食 物<br>Including<br>Food                  | 不 含 食 物<br>Excluding<br>Food | Semi-durable<br>Consumer Goods | Durable<br>Consumer Goods |
| 權 數 Weights           | <b>1,000.00</b>            | <b>752.86</b>                | <b>390.10</b>              | <b>238.48</b>                | <b>255.63</b>                               | <b>104.01</b>                | <b>62.16</b>                   | <b>72.31</b>              |
| 項 數 No. of Items      | <b>424</b>                 | <b>244</b>                   | <b>330</b>                 | <b>162</b>                   | <b>216</b>                                  | <b>48</b>                    | <b>72</b>                      | <b>42</b>                 |

#### 定 基 指 數

基期：民國95年平均=100

|              |               |               |               |               |               |               |               |               |
|--------------|---------------|---------------|---------------|---------------|---------------|---------------|---------------|---------------|
| 民國 92 年 2003 | <b>94.80</b>  | <b>96.82</b>  | <b>93.01</b>  | <b>97.69</b>  | <b>88.83</b>  | <b>91.69</b>  | <b>102.44</b> | <b>102.47</b> |
| 民國 93 年 2004 | <b>97.02</b>  | <b>98.16</b>  | <b>96.53</b>  | <b>99.48</b>  | <b>93.08</b>  | <b>93.42</b>  | <b>106.24</b> | <b>102.49</b> |
| 民國 94 年 2005 | <b>99.33</b>  | <b>99.12</b>  | <b>100.27</b> | <b>100.33</b> | <b>98.64</b>  | <b>95.78</b>  | <b>106.20</b> | <b>101.81</b> |
| 民國 95 年 2006 | <b>100.00</b> | <b>100.00</b> | <b>100.00</b> | <b>100.00</b> | <b>100.00</b> | <b>100.00</b> | <b>100.00</b> | <b>100.00</b> |
| 民國 96 年 2007 | <b>101.91</b> | <b>101.47</b> | <b>102.93</b> | <b>102.50</b> | <b>103.59</b> | <b>103.87</b> | <b>102.78</b> | <b>100.11</b> |
| 民國 97 年 2008 | <b>105.38</b> | <b>103.00</b> | <b>107.82</b> | <b>104.10</b> | <b>111.78</b> | <b>109.36</b> | <b>103.08</b> | <b>96.89</b>  |
| 6 月 June     | 105.91        | 103.74        | 109.21        | 106.69        | 113.57        | 114.48        | 104.85        | 96.52         |
| 7 月 July     | 106.68        | 104.37        | 110.06        | 107.14        | 115.61        | 117.39        | 101.73        | 96.47         |
| 8 月 Aug.     | 106.84        | 103.83        | 110.33        | 105.26        | 116.84        | 115.15        | 98.56         | 96.27         |
| 9 月 Sept.    | 106.38        | 103.39        | 109.29        | 104.09        | 115.53        | 113.15        | 97.67         | 96.07         |
| 10 月 Oct.    | 107.62        | 103.51        | 112.85        | 105.06        | 118.17        | 108.49        | 109.44        | 95.80         |
| 11 月 Nov.    | 106.39        | 102.50        | 109.96        | 102.39        | 114.38        | 103.89        | 107.76        | 95.09         |
| 12 月 Dec.    | 105.04        | 101.85        | 106.77        | 100.77        | 110.29        | 102.01        | 105.19        | 94.69         |
| 民國 98 年 2009 |               |               |               |               |               |               |               |               |
| 1 月 Jan.     | 105.09        | 102.64        | 104.58        | 99.32         | 108.53        | 102.57        | 100.22        | 93.39         |
| 2 月 Feb.     | 103.37        | 100.92        | 103.23        | 98.78         | 107.28        | 103.33        | 97.09         | 93.21         |
| 3 月 Mar. (㊦) | 103.44        | 100.72        | 103.55        | 98.39         | 108.12        | 103.34        | 95.94         | 92.91         |
| 4 月 Apr. (㊦) | 104.22        | 101.75        | 105.88        | 101.93        | 109.05        | 104.94        | 107.15        | 92.58         |
| 5 月 May (㊦)  | 104.29        | 101.55        | 106.30        | 101.51        | 110.11        | 105.02        | 106.31        | 91.78         |
| 6 月 June     | 104.04        | 101.65        | 106.01        | 102.30        | 110.57        | 109.08        | 103.60        | 90.87         |

#### 環 比 指 數

基期：上年或上月=100

|              |               |               |               |               |               |               |               |               |
|--------------|---------------|---------------|---------------|---------------|---------------|---------------|---------------|---------------|
| 民國 93 年 2004 | <b>102.34</b> | <b>101.38</b> | <b>103.78</b> | <b>101.83</b> | <b>104.78</b> | <b>101.89</b> | <b>103.71</b> | <b>100.02</b> |
| 民國 94 年 2005 | <b>102.38</b> | <b>100.98</b> | <b>103.87</b> | <b>100.85</b> | <b>105.97</b> | <b>102.53</b> | <b>99.96</b>  | <b>99.34</b>  |
| 民國 95 年 2006 | <b>100.67</b> | <b>100.89</b> | <b>99.73</b>  | <b>99.67</b>  | <b>101.38</b> | <b>104.41</b> | <b>94.16</b>  | <b>98.22</b>  |
| 民國 96 年 2007 | <b>101.91</b> | <b>101.47</b> | <b>102.93</b> | <b>102.50</b> | <b>103.59</b> | <b>103.87</b> | <b>102.78</b> | <b>100.11</b> |
| 民國 97 年 2008 | <b>103.40</b> | <b>101.51</b> | <b>104.75</b> | <b>101.56</b> | <b>107.91</b> | <b>105.29</b> | <b>100.29</b> | <b>96.78</b>  |
| 6 月 June     | 101.27        | 100.91        | 102.31        | 101.64        | 103.99        | 104.98        | 98.27         | 99.40         |
| 7 月 July     | 100.73        | 100.61        | 100.78        | 100.42        | 101.80        | 102.54        | 97.02         | 99.95         |
| 8 月 Aug.     | 100.15        | 99.48         | 100.25        | 98.25         | 101.06        | 98.09         | 96.88         | 99.79         |
| 9 月 Sept.    | 99.57         | 99.58         | 99.06         | 98.89         | 98.88         | 98.26         | 99.10         | 99.79         |
| 10 月 Oct.    | 101.17        | 100.12        | 103.26        | 100.93        | 102.29        | 95.88         | 112.05        | 99.72         |
| 11 月 Nov.    | 98.86         | 99.02         | 97.44         | 97.46         | 96.79         | 95.76         | 98.46         | 99.26         |
| 12 月 Dec.    | 98.73         | 99.37         | 97.10         | 98.42         | 96.42         | 98.19         | 97.62         | 99.58         |
| 民國 98 年 2009 |               |               |               |               |               |               |               |               |
| 1 月 Jan.     | 100.05        | 100.78        | 97.95         | 98.56         | 98.40         | 100.55        | 95.28         | 98.63         |
| 2 月 Feb.     | 98.36         | 98.32         | 98.71         | 99.46         | 98.85         | 100.74        | 96.88         | 99.81         |
| 3 月 Mar. (㊦) | 100.07        | 99.80         | 100.31        | 99.61         | 100.78        | 100.01        | 98.82         | 99.68         |
| 4 月 Apr. (㊦) | 100.75        | 101.02        | 102.25        | 103.60        | 100.86        | 101.55        | 111.68        | 99.64         |
| 5 月 May (㊦)  | 100.07        | 99.80         | 100.40        | 99.59         | 100.97        | 100.08        | 99.22         | 99.14         |
| 6 月 June     | 99.76         | 100.10        | 99.73         | 100.78        | 100.42        | 103.87        | 97.45         | 99.01         |

**Table 3 Indices of Consumer Price in Taipei - Commodity Groups**

Formula : Laspeyres's Weighted Aggregate of Value

| 類指數<br>Group Index | 服 務 類 Service   |   |                             |   |                       | 總指數<br>(不含蔬菜水果)<br>General Index<br>Excluding Fruit<br>& Vegetables |
|--------------------|-----------------|---|-----------------------------|---|-----------------------|---|
|                    | 居住服務<br>Housing | 交通服務<br>Transportation &<br>Communication | 醫藥保健<br>服 務<br>Medical Care | 教養娛樂<br>服 務<br>Education &<br>Entertainment | 雜項服務<br>Miscellaneous |   |
| <b>609.90</b>      | <b>260.34</b>   | <b>70.87</b>                              | <b>30.52</b>                | <b>131.2</b>                                | <b>20.63</b>          | <b>961.30</b>   |
| <b>94</b>          | <b>11</b>       | <b>20</b>                                 | <b>13</b>                   | <b>26</b>                                   | <b>10</b>             | <b>359</b>  |

Fixed Index

Base : 2006=100

|               |               |               |               |               |               |               |
|---------------|---------------|---------------|---------------|---------------|---------------|---------------|
| <b>96.14</b>  | <b>100.50</b> | <b>97.73</b>  | <b>92.96</b>  | <b>87.38</b>  | <b>99.86</b>  | <b>96.38</b>  |
| <b>97.38</b>  | <b>99.63</b>  | <b>99.09</b>  | <b>94.44</b>  | <b>92.65</b>  | <b>99.84</b>  | <b>98.00</b>  |
| <b>98.62</b>  | <b>99.79</b>  | <b>100.03</b> | <b>96.92</b>  | <b>95.39</b>  | <b>99.17</b>  | <b>99.24</b>  |
| <b>100.00</b> | <b>100.00</b> | <b>100.00</b> | <b>100.00</b> | <b>100.00</b> | <b>100.00</b> | <b>100.00</b> |
| <b>101.15</b> | <b>100.27</b> | <b>100.83</b> | <b>100.02</b> | <b>102.83</b> | <b>99.99</b>  | <b>101.87</b> |
| <b>103.61</b> | <b>101.35</b> | <b>102.72</b> | <b>102.46</b> | <b>105.09</b> | <b>98.67</b>  | <b>105.41</b> |
| 103.59        | 101.10        | 102.34        | 102.63        | 105.19        | 99.31         | 106.09        |
| 104.30        | 100.91        | 103.46        | 102.63        | 107.80        | 99.31         | 106.91        |
| 104.39        | 101.06        | 103.43        | 103.00        | 107.69        | 99.31         | 106.68        |
| 104.31        | 101.52        | 103.27        | 103.03        | 106.48        | 99.31         | 106.31        |
| 104.06        | 101.15        | 103.18        | 103.03        | 106.37        | 98.06         | 106.42        |
| 103.90        | 101.10        | 103.07        | 103.03        | 105.41        | 99.31         | 105.49        |
| 103.72        | 101.05        | 102.94        | 102.80        | 104.92        | 98.61         | 105.05        |
| 105.21        | 104.34        | 103.58        | 102.65        | 105.47        | 97.34         | 105.82        |
| 103.26        | 100.90        | 102.63        | 102.82        | 103.55        | 99.34         | 104.41        |
| 103.17        | 100.88        | 102.34        | 102.82        | 103.31        | 99.34         | 104.22        |
| 102.95        | 100.75        | 101.83        | 102.10        | 103.67        | 98.41         | 104.90        |
| 102.79        | 100.95        | 101.83        | 102.10        | 103.21        | 96.24         | 104.68        |
| 102.57        | 100.66        | 101.50        | 105.24        | 101.91        | 99.34         | 104.76        |

Link Index

Base : Last Year or Month=100

|               |               |               |               |               |               |               |
|---------------|---------------|---------------|---------------|---------------|---------------|---------------|
| <b>101.29</b> | <b>99.13</b>  | <b>101.39</b> | <b>101.59</b> | <b>106.03</b> | <b>99.98</b>  | <b>101.68</b> |
| <b>101.27</b> | <b>100.16</b> | <b>100.95</b> | <b>102.63</b> | <b>102.96</b> | <b>99.33</b>  | <b>101.27</b> |
| <b>101.40</b> | <b>100.21</b> | <b>99.97</b>  | <b>103.18</b> | <b>104.83</b> | <b>100.84</b> | <b>100.77</b> |
| <b>101.15</b> | <b>100.27</b> | <b>100.83</b> | <b>100.02</b> | <b>102.83</b> | <b>99.99</b>  | <b>101.87</b> |
| <b>102.43</b> | <b>101.08</b> | <b>101.87</b> | <b>102.44</b> | <b>102.20</b> | <b>98.68</b>  | <b>103.48</b> |
| 100.57        | 100.18        | 100.19        | 100.47        | 101.16        | 103.10        | 100.92        |
| 100.69        | 99.81         | 101.09        | 100.00        | 102.48        | 100.00        | 100.77        |
| 100.09        | 100.15        | 99.97         | 100.36        | 99.90         | 100.00        | 99.78         |
| 99.92         | 100.46        | 99.85         | 100.03        | 98.88         | 100.00        | 99.65         |
| 99.76         | 99.64         | 99.91         | 100.00        | 99.90         | 98.74         | 100.10        |
| 99.85         | 99.95         | 99.89         | 100.00        | 99.10         | 101.27        | 99.13         |
| 99.83         | 99.95         | 99.87         | 99.78         | 99.54         | 99.30         | 99.58         |
| 101.44        | 103.26        | 100.62        | 99.85         | 100.52        | 98.71         | 100.73        |
| 98.15         | 96.70         | 99.08         | 100.17        | 98.18         | 102.05        | 98.67         |
| 99.91         | 99.98         | 99.72         | 100.00        | 99.77         | 100.00        | 99.82         |
| 99.79         | 99.87         | 99.50         | 99.30         | 100.35        | 99.06         | 100.65        |
| 99.84         | 100.20        | 100.00        | 100.00        | 99.56         | 97.79         | 99.79         |
| 99.79         | 99.71         | 99.68         | 103.08        | 98.74         | 103.22        | 100.08        |

### 表4 臺北市營造工程物價基本分類指數

公式：價比基期值加權算術平均式

| 年 月 別<br>Year & Month | 總 指 數<br>General Index | 材 料 類<br>Materials | 水 泥 及 其 製 品 類<br>Cement & Related Products | 砂 石 及 級 配 類<br>Sand & Crushed Stone | 磚 瓦 瓷 類<br>Brick & Tiles | 金 製 品 類<br>Metal Products |
|-----------------------|------------------------|--------------------|--|-------------------------------------|--------------------------|---------------------------|
| 權 數 Weights           | <b>1,000.00</b>        | <b>617.70</b>      | <b>160.46</b>                              | <b>22.35</b>                        | <b>10.73</b>             | <b>213.71</b>             |
| 項 數 No. of Items      | <b>108</b>             | <b>76</b>          | <b>6</b>                                   | <b>3</b>                            | <b>5</b>                 | <b>19</b>                 |

#### 定 基 指 數

基期：民國95年平均=100

|              |        |        |        |        |        |        |
|--------------|--------|--------|--------|--------|--------|--------|
| 民國 92 年 2003 | 82.80  | 77.35  | 79.41  | 79.22  | 89.48  | 72.74  |
| 民國 93 年 2004 | 93.73  | 92.61  | 89.37  | 89.09  | 93.50  | 99.82  |
| 民國 94 年 2005 | 94.36  | 92.36  | 91.42  | 91.39  | 96.24  | 93.60  |
| 民國 95 年 2006 | 100.00 | 100.00 | 100.00 | 100.00 | 100.00 | 100.00 |
| 民國 96 年 2007 | 108.21 | 111.33 | 107.47 | 111.31 | 103.06 | 119.59 |
| 民國 97 年 2008 | 123.09 | 133.07 | 116.10 | 121.92 | 109.70 | 158.03 |
| 6 月 June     | 131.17 | 145.80 | 117.56 | 120.23 | 110.35 | 192.40 |
| 7 月 July     | 131.22 | 145.20 | 117.56 | 120.23 | 110.75 | 189.26 |
| 8 月 Aug.     | 128.50 | 140.73 | 118.46 | 120.23 | 113.01 | 173.14 |
| 9 月 Sept.    | 125.59 | 136.04 | 117.90 | 120.23 | 114.04 | 155.94 |
| 10 月 Oct.    | 121.21 | 129.14 | 117.90 | 120.23 | 114.04 | 136.95 |
| 11 月 Nov.    | 116.92 | 122.49 | 117.38 | 118.05 | 114.04 | 120.05 |
| 12 月 Dec.    | 115.48 | 120.45 | 117.38 | 115.87 | 114.04 | 116.68 |
| 民國 98 年 2009 |        |        |        |        |        |        |
| 1 月 Jan.     | 115.20 | 120.06 | 116.06 | 113.68 | 114.04 | 117.45 |
| 2 月 Feb.     | 114.87 | 119.95 | 116.42 | 113.68 | 114.04 | 116.77 |
| 3 月 Mar.     | 113.49 | 117.82 | 115.33 | 113.68 | 114.04 | 111.33 |
| 4 月 Apr.     | 113.01 | 117.17 | 115.21 | 113.68 | 112.66 | 109.46 |
| 5 月 May      | 112.42 | 116.40 | 114.61 | 113.68 | 112.66 | 107.44 |
| 6 月 June     | 112.20 | 116.11 | 112.64 | 105.50 | 112.35 | 108.70 |

#### 環 比 指 數

基期：上年或上月=100

|              |        |        |        |        |        |        |
|--------------|--------|--------|--------|--------|--------|--------|
| 民國 92 年 2003 | 104.15 | 106.99 | 102.64 | 103.54 | 101.15 | 118.75 |
| 民國 93 年 2004 | 113.20 | 119.72 | 112.54 | 112.45 | 104.49 | 137.24 |
| 民國 94 年 2005 | 100.67 | 99.74  | 102.29 | 102.59 | 102.93 | 93.77  |
| 民國 95 年 2006 | 105.98 | 108.27 | 109.39 | 109.42 | 103.91 | 106.83 |
| 民國 96 年 2007 | 108.21 | 111.33 | 107.47 | 111.31 | 103.06 | 119.59 |
| 民國 97 年 2008 | 113.75 | 119.53 | 108.03 | 109.53 | 106.44 | 132.14 |
| 6 月 June     | 102.66 | 103.18 | 100.00 | 98.60  | 103.36 | 105.63 |
| 7 月 July     | 100.04 | 99.59  | 100.00 | 100.00 | 100.36 | 98.37  |
| 8 月 Aug.     | 97.93  | 96.92  | 100.77 | 100.00 | 102.04 | 91.48  |
| 9 月 Sept.    | 97.74  | 96.67  | 99.53  | 100.00 | 100.91 | 90.07  |
| 10 月 Oct.    | 96.51  | 94.93  | 100.00 | 100.00 | 100.00 | 87.82  |
| 11 月 Nov.    | 96.46  | 94.85  | 99.56  | 98.19  | 100.00 | 87.66  |
| 12 月 Dec.    | 98.77  | 98.33  | 100.00 | 98.15  | 100.00 | 97.19  |
| 民國 98 年 2009 |        |        |        |        |        |        |
| 1 月 Jan.     | 99.76  | 99.68  | 98.88  | 98.11  | 100.00 | 100.66 |
| 2 月 Feb.     | 99.71  | 99.91  | 100.31 | 100.00 | 100.00 | 99.42  |
| 3 月 Mar.     | 98.80  | 98.22  | 99.06  | 100.00 | 100.00 | 95.34  |
| 4 月 Apr.     | 99.58  | 99.45  | 99.90  | 100.00 | 98.79  | 98.32  |
| 5 月 May      | 99.48  | 99.34  | 99.48  | 100.00 | 100.00 | 98.15  |
| 6 月 June     | 99.80  | 99.75  | 98.28  | 92.80  | 99.72  | 101.17 |

**Table 4 Indices of Construction Cost in Taipei**

Formula : Laspeyres's Weighted Aggregate of Value

| 木材及其<br>製品類<br>Timber &<br>Related<br>Products | 塑膠製<br>品類<br>Plastic<br>Products | 膠漆<br>裝類<br>Paints | 油漆<br>類<br>Paints | 電梯與電<br>器用品類<br>Elevator &<br>Electrical<br>Apparatus | 瀝青及其<br>製品類<br>Asphalt &<br>Related<br>Products | 雜項類<br>Miscellaneous<br>Products | 勞務類<br>Services | 工資類<br>Wages | 機具設備<br>租金類<br>Equipment<br>Rent |
|--|----------------------------------|--------------------|-------------------|---|---|----------------------------------|-----------------|--------------|----------------------------------|
| 23.28  | 8.73                             | 5.17               | 66.00             | 54.56   | 52.71   | 382.30                           | 244.64          | 137.66       |                                  |
| 5  | 6                                | 3                  | 13                | 2   | 14  | 32                               | 14              | 18           |                                  |

Fixed Index

Base : 2006=100

|        |        |        |        |        |        |        |        |        |
|--------|--------|--------|--------|--------|--------|--------|--------|--------|
| 76.34  | 77.72  | 95.92  | 74.22  | 80.16  | 90.30  | 94.98  | 95.93  | 93.30  |
| 88.17  | 87.84  | 96.94  | 80.31  | 85.53  | 94.64  | 96.23  | 97.00  | 94.88  |
| 97.08  | 93.92  | 100.56 | 85.82  | 88.36  | 98.33  | 98.83  | 98.32  | 99.74  |
| 100.00 | 100.00 | 100.00 | 100.00 | 100.00 | 100.00 | 100.00 | 100.00 | 100.00 |
| 101.24 | 101.73 | 100.99 | 105.28 | 107.69 | 103.29 | 101.27 | 102.26 | 99.55  |
| 104.48 | 104.71 | 109.70 | 108.66 | 150.85 | 113.00 | 103.79 | 104.58 | 102.41 |
| 106.82 | 103.58 | 112.65 | 110.82 | 150.93 | 113.37 | 104.16 | 105.40 | 101.98 |
| 109.05 | 105.72 | 112.65 | 111.20 | 153.82 | 114.33 | 105.28 | 105.40 | 105.09 |
| 109.05 | 110.21 | 113.44 | 111.50 | 160.58 | 116.61 | 105.45 | 105.54 | 105.31 |
| 109.05 | 110.21 | 113.84 | 110.87 | 178.05 | 116.29 | 105.47 | 105.64 | 105.17 |
| 106.72 | 104.08 | 114.56 | 109.78 | 177.65 | 117.08 | 105.26 | 105.52 | 104.82 |
| 105.91 | 103.84 | 114.56 | 105.43 | 177.65 | 116.89 | 104.90 | 105.26 | 104.27 |
| 99.96  | 101.55 | 114.56 | 102.73 | 175.32 | 116.66 | 104.44 | 104.97 | 103.51 |
| 99.91  | 100.85 | 114.56 | 100.74 | 174.92 | 116.95 | 104.35 | 104.85 | 103.47 |
| 99.91  | 100.85 | 114.56 | 101.00 | 174.92 | 117.08 | 103.66 | 104.17 | 102.78 |
| 99.91  | 104.16 | 114.56 | 101.11 | 174.92 | 117.08 | 103.53 | 104.03 | 102.65 |
| 99.60  | 104.16 | 114.20 | 101.39 | 174.92 | 117.60 | 103.34 | 103.89 | 102.37 |
| 99.60  | 104.07 | 114.20 | 102.32 | 174.92 | 117.54 | 103.06 | 103.81 | 101.75 |
| 99.44  | 104.42 | 114.20 | 102.51 | 175.60 | 117.64 | 102.95 | 103.64 | 101.75 |

Link Index

Base : Last Year or Month=100

|        |        |        |        |        |        |        |        |        |
|--------|--------|--------|--------|--------|--------|--------|--------|--------|
| 99.56  | 99.79  | 100.02 | 96.44  | 100.46 | 100.12 | 99.44  | 99.82  | 98.75  |
| 115.50 | 113.02 | 101.06 | 108.21 | 106.69 | 104.80 | 101.32 | 101.11 | 101.69 |
| 110.10 | 106.92 | 103.74 | 106.85 | 103.32 | 103.89 | 102.70 | 101.36 | 105.12 |
| 103.00 | 106.48 | 99.44  | 116.53 | 113.17 | 101.70 | 101.19 | 101.71 | 100.27 |
| 101.24 | 101.73 | 100.99 | 105.28 | 107.69 | 103.29 | 101.27 | 102.26 | 99.55  |
| 103.20 | 102.93 | 108.62 | 103.21 | 140.08 | 109.40 | 102.49 | 102.27 | 102.87 |
| 104.14 | 100.00 | 100.82 | 100.16 | 103.97 | 102.22 | 101.49 | 101.19 | 102.05 |
| 102.09 | 102.07 | 100.00 | 100.34 | 101.91 | 100.85 | 101.08 | 100.00 | 103.05 |
| 100.00 | 104.25 | 100.70 | 100.27 | 104.39 | 101.99 | 100.16 | 100.13 | 100.21 |
| 100.00 | 100.00 | 100.35 | 99.43  | 110.88 | 99.73  | 100.02 | 100.09 | 99.87  |
| 97.86  | 94.44  | 100.63 | 99.02  | 99.78  | 100.68 | 99.80  | 99.89  | 99.67  |
| 99.24  | 99.77  | 100.00 | 96.04  | 100.00 | 99.84  | 99.66  | 99.75  | 99.48  |
| 94.38  | 97.79  | 100.00 | 97.44  | 98.69  | 99.80  | 99.56  | 99.72  | 99.27  |
| 99.95  | 99.31  | 100.00 | 98.06  | 99.77  | 100.25 | 99.91  | 99.89  | 99.96  |
| 100.00 | 100.00 | 100.00 | 100.26 | 100.00 | 100.11 | 99.34  | 99.35  | 99.33  |
| 100.00 | 103.28 | 100.00 | 100.11 | 100.00 | 100.00 | 99.87  | 99.87  | 99.87  |
| 99.69  | 100.00 | 99.69  | 100.28 | 100.00 | 100.44 | 99.82  | 99.87  | 99.73  |
| 100.00 | 99.91  | 100.00 | 100.92 | 100.00 | 99.95  | 99.73  | 99.92  | 99.39  |
| 99.84  | 100.34 | 100.00 | 100.19 | 100.39 | 100.09 | 99.89  | 99.84  | 100.00 |

表5 臺北市營造工程物價按工程種類別分類指數

公式：價比基期值加權算術平均式

| 年 月 別<br>Year & Month | 建                      |                    |   | 築  |                          |                           |
|-----------------------|------------------------|--------------------|---|--|--------------------------|---------------------------|
|                       | 總 指 數<br>General Index | 材 料 類<br>Materials | 水 泥 及 其 砂 石 及 磚 瓦 瓷 類<br>製 品 類 級 配 類<br>Cement & Related Products | 砂 石 及 磚 瓦 瓷 類<br>級 配 類<br>Sand & Crushed Stone | 磚 瓦 瓷 類<br>Brick & Tiles | 金 製 品 類<br>Metal Products |
| 權 數 Weights           | 1,000.00               | 636.64             | 120.05  | 13.51  | 21.64                    | 229.43                    |
| 項 數 No. of Items      | 97                     | 70                 | 6   | 2  | 5                        | 17                        |

定 基 指 數

基期：民國95年平均=100

|              |        |        |        |        |        |        |
|--------------|--------|--------|--------|--------|--------|--------|
| 民國 92 年 2003 | 81.62  | 76.37  | 78.98  | 77.28  | 89.79  | 71.63  |
| 民國 93 年 2004 | 93.01  | 91.83  | 88.92  | 84.47  | 93.52  | 98.17  |
| 民國 94 年 2005 | 93.86  | 91.76  | 91.02  | 87.76  | 96.23  | 91.94  |
| 民國 95 年 2006 | 100.00 | 100.00 | 100.00 | 100.00 | 100.00 | 100.00 |
| 民國 96 年 2007 | 108.84 | 111.89 | 107.78 | 124.68 | 103.04 | 120.38 |
| 民國 97 年 2008 | 120.35 | 128.65 | 116.84 | 127.06 | 109.63 | 153.53 |
| 6 月 June     | 128.90 | 141.77 | 117.92 | 122.87 | 110.28 | 187.16 |
| 7 月 July     | 128.51 | 140.79 | 117.92 | 122.87 | 110.68 | 183.58 |
| 8 月 Aug.     | 125.41 | 135.91 | 119.59 | 122.87 | 112.94 | 168.00 |
| 9 月 Sept.    | 121.19 | 129.39 | 119.12 | 122.87 | 113.97 | 150.77 |
| 10 月 Oct.    | 116.30 | 122.00 | 119.12 | 122.87 | 113.97 | 131.48 |
| 11 月 Nov.    | 111.46 | 114.70 | 118.67 | 117.46 | 113.97 | 114.86 |
| 12 月 Dec.    | 109.90 | 112.55 | 118.67 | 112.05 | 113.97 | 111.82 |
| 民國 98 年 2009 |        |        |        |        |        |        |
| 1 月 Jan.     | 109.62 | 112.21 | 117.32 | 106.64 | 113.97 | 113.05 |
| 2 月 Feb.     | 109.39 | 112.32 | 117.99 | 106.64 | 113.97 | 112.79 |
| 3 月 Mar.     | 108.02 | 110.31 | 116.86 | 106.64 | 113.97 | 107.71 |
| 4 月 Apr.     | 107.74 | 109.99 | 116.64 | 106.64 | 112.58 | 106.85 |
| 5 月 May      | 107.34 | 109.45 | 115.82 | 106.64 | 112.58 | 105.31 |
| 6 月 June     | 107.29 | 109.46 | 113.79 | 92.59  | 112.28 | 107.08 |

環 比 指 數

基期：上年或上月=100

|              |        |        |        |        |        |        |
|--------------|--------|--------|--------|--------|--------|--------|
| 民國 92 年 2003 | 103.94 | 106.45 | 103.33 | 100.42 | 101.09 | 118.67 |
| 民國 93 年 2004 | 113.96 | 120.23 | 112.59 | 109.31 | 104.15 | 137.05 |
| 民國 94 年 2005 | 100.91 | 99.93  | 102.37 | 103.89 | 102.90 | 93.65  |
| 民國 95 年 2006 | 106.55 | 108.97 | 109.86 | 113.95 | 103.92 | 108.77 |
| 民國 96 年 2007 | 108.84 | 111.89 | 107.78 | 124.68 | 103.04 | 120.38 |
| 民國 97 年 2008 | 110.58 | 114.98 | 108.41 | 101.91 | 106.40 | 127.54 |
| 6 月 June     | 102.25 | 102.90 | 100.00 | 96.67  | 103.36 | 105.22 |
| 7 月 July     | 99.70  | 99.31  | 100.00 | 100.00 | 100.36 | 98.09  |
| 8 月 Aug.     | 97.59  | 96.53  | 101.42 | 100.00 | 102.04 | 91.51  |
| 9 月 Sept.    | 96.64  | 95.20  | 99.61  | 100.00 | 100.91 | 89.74  |
| 10 月 Oct.    | 95.97  | 94.29  | 100.00 | 100.00 | 100.00 | 87.21  |
| 11 月 Nov.    | 95.84  | 94.02  | 99.62  | 95.60  | 100.00 | 87.36  |
| 12 月 Dec.    | 98.60  | 98.13  | 100.00 | 95.39  | 100.00 | 97.35  |
| 民國 98 年 2009 |        |        |        |        |        |        |
| 1 月 Jan.     | 99.75  | 99.70  | 98.86  | 95.17  | 100.00 | 101.10 |
| 2 月 Feb.     | 99.79  | 100.10 | 100.57 | 100.00 | 100.00 | 99.77  |
| 3 月 Mar.     | 98.75  | 98.21  | 99.04  | 100.00 | 100.00 | 95.50  |
| 4 月 Apr.     | 99.74  | 99.71  | 99.81  | 100.00 | 98.78  | 99.20  |
| 5 月 May      | 99.63  | 99.51  | 99.30  | 100.00 | 100.00 | 98.56  |
| 6 月 June     | 99.95  | 100.01 | 98.25  | 86.82  | 99.73  | 101.68 |



**Table 5 Indices of Construction Cost by Engineering's Classification in Taipei**

Formula : Laspeyres's Weighted Aggregate of Value

| 工 程 類  |                                     |                      |   |  |                                    | Building          | Construction   |                                       |
|--|-------------------------------------|----------------------|---|--|------------------------------------|-------------------|----------------|---------------------------------------|
| 木材及其<br>製品類<br>Timber &<br>Related<br>Products | 塑 膠<br>製 品 類<br>Plastic<br>Products | 油 漆<br>裝 類<br>Paints | 電 梯 與 電<br>器 用 品 類<br>Elevator &<br>Electrical<br>Apparatus | 瀝 青 及 其<br>製 品 類<br>Asphalt &<br>Related<br>Products | 雜 項 類<br>Miscellaneous<br>Products | 勞 務 類<br>Services | 工 資 類<br>Wages | 機 具 設 備<br>租 金 類<br>Equipment<br>Rent |
| <b>32.26</b>                                   | <b>11.21</b>                        | <b>6.60</b>          | <b>124.60</b>   | <b>0.96</b>  | <b>76.38</b>                       | <b>363.36</b>     | <b>294.13</b>  | <b>69.23</b>                          |
| <b>5</b>                                       | <b>5</b>                            | <b>3</b>             | <b>13</b>   | <b>1</b>   | <b>13</b>                          | <b>27</b>         | <b>14</b>      | <b>13</b>                             |

Fixed Index

Base : 2006=100

|        |        |        |        |        |        |        |        |        |
|--------|--------|--------|--------|--------|--------|--------|--------|--------|
| 78.43  | 79.38  | 95.32  | 73.58  | 82.24  | 87.92  | 93.93  | 95.39  | 86.44  |
| 89.15  | 87.96  | 96.97  | 79.82  | 87.46  | 93.50  | 95.79  | 96.66  | 91.27  |
| 97.03  | 93.57  | 100.93 | 85.47  | 89.99  | 98.21  | 98.76  | 98.05  | 102.46 |
| 100.00 | 100.00 | 100.00 | 100.00 | 100.00 | 100.00 | 100.00 | 100.00 | 100.00 |
| 101.99 | 102.41 | 101.47 | 105.43 | 108.25 | 104.02 | 101.69 | 102.52 | 97.44  |
| 105.12 | 105.04 | 109.93 | 108.93 | 151.50 | 114.96 | 103.05 | 104.04 | 97.96  |
| 107.52 | 104.11 | 112.92 | 111.21 | 151.30 | 115.11 | 103.43 | 104.61 | 97.58  |
| 109.40 | 105.90 | 112.92 | 111.60 | 154.33 | 116.01 | 104.08 | 104.61 | 100.92 |
| 109.40 | 109.25 | 113.60 | 111.90 | 160.38 | 118.84 | 104.15 | 104.69 | 100.99 |
| 109.40 | 109.25 | 113.94 | 111.24 | 178.72 | 118.68 | 104.04 | 104.69 | 100.42 |
| 107.11 | 104.42 | 114.48 | 110.10 | 178.72 | 119.79 | 103.65 | 104.51 | 99.12  |
| 106.37 | 104.37 | 114.48 | 105.53 | 178.72 | 119.52 | 103.18 | 104.27 | 97.70  |
| 100.61 | 102.58 | 114.48 | 102.69 | 177.82 | 119.20 | 102.72 | 103.96 | 96.60  |
| 100.53 | 102.02 | 114.48 | 100.60 | 177.82 | 119.24 | 102.54 | 103.78 | 96.44  |
| 100.53 | 102.02 | 114.48 | 100.88 | 177.82 | 119.49 | 101.70 | 103.03 | 95.26  |
| 100.53 | 104.62 | 114.48 | 101.00 | 177.82 | 119.49 | 101.50 | 102.89 | 94.78  |
| 100.08 | 104.62 | 114.21 | 101.28 | 177.82 | 119.97 | 101.29 | 102.81 | 94.03  |
| 100.08 | 104.62 | 114.21 | 102.26 | 177.82 | 119.89 | 101.15 | 102.72 | 93.66  |
| 99.85  | 105.17 | 114.21 | 102.45 | 177.82 | 120.03 | 101.00 | 102.54 | 93.66  |

Link Index

Base : Last Year or Month=100

|        |        |        |        |        |        |        |        |        |
|--------|--------|--------|--------|--------|--------|--------|--------|--------|
| 99.67  | 99.07  | 100.06 | 96.33  | 106.56 | 100.14 | 99.58  | 100.01 | 97.23  |
| 113.67 | 110.82 | 101.74 | 108.48 | 106.34 | 106.35 | 101.98 | 101.34 | 105.59 |
| 108.84 | 106.37 | 104.07 | 107.08 | 102.89 | 105.04 | 103.11 | 101.43 | 112.25 |
| 103.06 | 106.88 | 99.08  | 117.00 | 111.12 | 101.82 | 101.25 | 101.99 | 97.60  |
| 101.99 | 102.41 | 101.47 | 105.43 | 108.25 | 104.02 | 101.69 | 102.52 | 97.44  |
| 103.07 | 102.57 | 108.34 | 103.32 | 139.95 | 110.52 | 101.34 | 101.48 | 100.53 |
| 104.05 | 100.00 | 101.03 | 100.17 | 104.18 | 102.14 | 100.72 | 100.65 | 101.01 |
| 101.75 | 101.72 | 100.00 | 100.35 | 102.00 | 100.78 | 100.63 | 100.00 | 103.42 |
| 100.00 | 103.16 | 100.60 | 100.27 | 103.92 | 102.44 | 100.07 | 100.08 | 100.07 |
| 100.00 | 100.00 | 100.30 | 99.41  | 111.44 | 99.87  | 99.89  | 100.00 | 99.44  |
| 97.91  | 95.58  | 100.47 | 98.98  | 100.00 | 100.94 | 99.63  | 99.83  | 98.71  |
| 99.31  | 99.95  | 100.00 | 95.85  | 100.00 | 99.77  | 99.55  | 99.77  | 98.57  |
| 94.58  | 98.28  | 100.00 | 97.31  | 99.50  | 99.73  | 99.55  | 99.70  | 98.87  |
| 99.92  | 99.45  | 100.00 | 97.96  | 100.00 | 100.03 | 99.82  | 99.83  | 99.83  |
| 100.00 | 100.00 | 100.00 | 100.28 | 100.00 | 100.21 | 99.18  | 99.28  | 98.78  |
| 100.00 | 102.55 | 100.00 | 100.12 | 100.00 | 100.00 | 99.80  | 99.86  | 99.50  |
| 99.55  | 100.00 | 99.76  | 100.28 | 100.00 | 100.40 | 99.79  | 99.92  | 99.21  |
| 100.00 | 100.00 | 100.00 | 100.97 | 100.00 | 99.93  | 99.86  | 99.91  | 99.61  |
| 99.77  | 100.53 | 100.00 | 100.19 | 100.00 | 100.12 | 99.85  | 99.82  | 100.00 |

表5 臺北市營造工程物價按工程種類別分類指數(續)

公式：價比基期值加權算術平均式

| 年 月 別<br>Year & Month | 土                      |                    | 木  |                        |                         |
|-----------------------|------------------------|--------------------|--|------------------------|-------------------------|
|                       | 總 指 數<br>General Index | 材 料 類<br>Materials | 水 泥 及 其 砂 石 及 金 屬<br>Cement & Related Products | 製 品 類<br>Crushed Stone | 製 品 類<br>Metal Products |
| 權 數 Weights           | 1,000.00               | 599.06             | 200.21   | 31.04                  | 198.24                  |
| 項 數 No. of Items      | 80                     | 51                 | 6  | 3                      | 13                      |

定 基 指 數

基期：民國95年平均=100

|              |        |        |        |        |        |
|--------------|--------|--------|--------|--------|--------|
| 民國 92 年 2003 | 83.63  | 78.03  | 79.59  | 79.67  | 73.66  |
| 民國 93 年 2004 | 94.23  | 93.15  | 89.56  | 90.15  | 101.19 |
| 民國 94 年 2005 | 94.70  | 92.78  | 91.57  | 92.22  | 94.98  |
| 民國 95 年 2006 | 100.00 | 100.00 | 100.00 | 100.00 | 100.00 |
| 民國 96 年 2007 | 107.80 | 110.94 | 107.35 | 108.26 | 118.94 |
| 民國 97 年 2008 | 125.80 | 137.50 | 115.75 | 122.63 | 162.53 |
| 6 月 June     | 133.40 | 149.80 | 117.43 | 121.99 | 197.59 |
| 7 月 July     | 133.91 | 149.61 | 117.43 | 121.99 | 194.97 |
| 8 月 Aug.     | 131.57 | 145.57 | 117.88 | 121.99 | 178.30 |
| 9 月 Sept.    | 129.94 | 142.80 | 117.27 | 121.99 | 161.20 |
| 10 月 Oct.    | 126.06 | 136.42 | 117.27 | 121.99 | 142.66 |
| 11 月 Nov.    | 122.32 | 130.45 | 116.70 | 121.16 | 125.51 |
| 12 月 Dec.    | 120.99 | 128.55 | 116.70 | 120.33 | 121.78 |
| 民國 98 年 2009 |        |        |        |        |        |
| 1 月 Jan.     | 120.71 | 128.10 | 115.41 | 119.50 | 122.00 |
| 2 月 Feb.     | 120.28 | 127.77 | 115.59 | 119.50 | 120.84 |
| 3 月 Mar.     | 118.89 | 125.52 | 114.51 | 119.50 | 115.01 |
| 4 月 Apr.     | 118.22 | 124.52 | 114.46 | 119.50 | 111.98 |
| 5 月 May      | 117.44 | 123.51 | 113.98 | 119.50 | 109.42 |
| 6 月 June     | 117.05 | 122.91 | 112.04 | 113.67 | 110.09 |

環 比 指 數

基期：上年或上月=100

|              |        |        |        |        |        |
|--------------|--------|--------|--------|--------|--------|
| 民國 92 年 2003 | 104.38 | 107.38 | 102.28 | 104.18 | 118.80 |
| 民國 93 年 2004 | 112.67 | 119.38 | 112.53 | 113.15 | 137.38 |
| 民國 94 年 2005 | 100.50 | 99.60  | 102.25 | 102.31 | 93.86  |
| 民國 95 年 2006 | 105.59 | 107.78 | 109.20 | 108.43 | 105.29 |
| 民國 96 年 2007 | 107.80 | 110.94 | 107.35 | 108.26 | 118.94 |
| 民國 97 年 2008 | 116.70 | 123.94 | 107.82 | 113.27 | 136.65 |
| 6 月 June     | 103.04 | 103.45 | 100.00 | 99.47  | 106.07 |
| 7 月 July     | 100.38 | 99.87  | 100.00 | 100.00 | 98.67  |
| 8 月 Aug.     | 98.25  | 97.30  | 100.38 | 100.00 | 91.45  |
| 9 月 Sept.    | 98.76  | 98.10  | 99.48  | 100.00 | 90.41  |
| 10 月 Oct.    | 97.01  | 95.53  | 100.00 | 100.00 | 88.50  |
| 11 月 Nov.    | 97.03  | 95.62  | 99.51  | 99.32  | 87.98  |
| 12 月 Dec.    | 98.91  | 98.54  | 100.00 | 99.31  | 97.03  |
| 民國 98 年 2009 |        |        |        |        |        |
| 1 月 Jan.     | 99.77  | 99.65  | 98.89  | 99.31  | 100.18 |
| 2 月 Feb.     | 99.64  | 99.74  | 100.16 | 100.00 | 99.05  |
| 3 月 Mar.     | 98.84  | 98.24  | 99.07  | 100.00 | 95.18  |
| 4 月 Apr.     | 99.44  | 99.20  | 99.96  | 100.00 | 97.37  |
| 5 月 May      | 99.34  | 99.19  | 99.58  | 100.00 | 97.71  |
| 6 月 June     | 99.67  | 99.51  | 98.30  | 95.12  | 100.61 |

附註：95年基期土木工程材料中刪除「磚瓦瓷類」之項目。

**Table 5 Indices of Construction Cost by Engineering's Classification in Taipei (Cont.)**

Formula : Laspeyres's Weighted Aggregate of Value

| 工 程 類  |                                  |                    |   |   |                                  | Civil           | Engineering   | Construction                     |  |
|--|----------------------------------|--------------------|---|---|----------------------------------|-----------------|---------------|----------------------------------|--|
| 木材及其<br>製品類<br>Timber &<br>Related<br>Products | 塑膠<br>製品類<br>Plastic<br>Products | 油漆<br>裝類<br>Paints | 電梯與電<br>器用品類<br>Elevator &<br>Electrical<br>Apparatus | 瀝青及其<br>製品類<br>Asphalt &<br>Related<br>Products | 雜項類<br>Miscellaneous<br>Products | 勞務類<br>Services | 工資類<br>Wages  | 機具設備<br>租金類<br>Equipment<br>Rent |  |
| <b>14.46</b>                                   | <b>6.28</b>                      | <b>3.76</b>        | <b>8.33</b>   | <b>107.31</b>                                   | <b>29.43</b>                     | <b>400.94</b>   | <b>195.94</b> | <b>205.00</b>                    |  |
| <b>3</b>                                       | <b>3</b>                         | <b>3</b>           | <b>8</b>  | <b>2</b>  | <b>10</b>                        | <b>29</b>       | <b>12</b>     | <b>17</b>                        |  |

Fixed Index

Base : 2006=100

|               |               |               |               |               |               |               |               |               |
|---------------|---------------|---------------|---------------|---------------|---------------|---------------|---------------|---------------|
| <b>73.79</b>  | <b>75.48</b>  | <b>96.58</b>  | <b>95.58</b>  | <b>80.16</b>  | <b>94.53</b>  | <b>95.70</b>  | <b>96.48</b>  | <b>94.88</b>  |
| <b>86.98</b>  | <b>87.67</b>  | <b>96.74</b>  | <b>96.75</b>  | <b>85.53</b>  | <b>96.66</b>  | <b>96.54</b>  | <b>97.33</b>  | <b>95.71</b>  |
| <b>97.15</b>  | <b>94.39</b>  | <b>100.14</b> | <b>97.54</b>  | <b>88.36</b>  | <b>98.53</b>  | <b>98.84</b>  | <b>98.59</b>  | <b>99.11</b>  |
| <b>100.00</b> | <b>100.00</b> | <b>100.00</b> | <b>100.00</b> | <b>100.00</b> | <b>100.00</b> | <b>100.00</b> | <b>100.00</b> | <b>100.00</b> |
| <b>100.33</b> | <b>100.82</b> | <b>100.49</b> | <b>100.59</b> | <b>107.70</b> | <b>102.03</b> | <b>101.03</b> | <b>101.97</b> | <b>100.03</b> |
| <b>103.98</b> | <b>104.71</b> | <b>109.59</b> | <b>101.69</b> | <b>150.86</b> | <b>108.98</b> | <b>104.59</b> | <b>105.47</b> | <b>103.64</b> |
| 106.21        | 103.22        | 112.47        | 102.10        | 150.95        | 109.92        | 104.95        | 106.67        | 103.19        |
| 109.21        | 105.99        | 112.47        | 102.30        | 153.84        | 111.01        | 106.49        | 106.67        | 106.21        |
| 109.21        | 112.52        | 113.46        | 102.47        | 160.61        | 111.95        | 106.76        | 106.92        | 106.49        |
| 109.21        | 112.52        | 113.96        | 102.32        | 178.07        | 111.24        | 106.88        | 107.16        | 106.49        |
| 106.76        | 104.05        | 114.99        | 102.09        | 177.67        | 111.24        | 106.85        | 107.14        | 106.46        |
| 105.80        | 103.48        | 114.99        | 101.19        | 177.67        | 111.24        | 106.57        | 106.84        | 106.19        |
| 99.39         | 100.32        | 114.99        | 100.52        | 175.32        | 111.24        | 106.11        | 106.58        | 105.55        |
| 99.39         | 99.34         | 114.99        | 100.06        | 174.91        | 112.16        | 106.09        | 106.54        | 105.55        |
| 99.39         | 99.34         | 114.99        | 100.13        | 174.91        | 111.98        | 105.54        | 105.96        | 105.03        |
| 99.39         | 103.92        | 114.99        | 100.06        | 174.91        | 111.98        | 105.48        | 105.83        | 105.03        |
| 99.39         | 103.92        | 114.47        | 100.25        | 174.91        | 112.60        | 105.31        | 105.61        | 104.91        |
| 99.39         | 103.66        | 114.47        | 100.52        | 174.91        | 112.60        | 104.91        | 105.54        | 104.19        |
| 99.39         | 103.66        | 114.47        | 100.57        | 175.60        | 112.60        | 104.83        | 105.38        | 104.19        |

Link Index

Base : Last Year or Month=100

|               |               |               |               |               |               |               |               |               |
|---------------|---------------|---------------|---------------|---------------|---------------|---------------|---------------|---------------|
| <b>99.43</b>  | <b>97.94</b>  | <b>99.85</b>  | <b>100.00</b> | <b>100.41</b> | <b>100.03</b> | <b>99.31</b>  | <b>99.57</b>  | <b>99.06</b>  |
| <b>117.87</b> | <b>116.15</b> | <b>100.17</b> | <b>101.22</b> | <b>106.70</b> | <b>102.25</b> | <b>100.88</b> | <b>100.88</b> | <b>100.87</b> |
| <b>111.69</b> | <b>107.67</b> | <b>103.51</b> | <b>100.81</b> | <b>103.31</b> | <b>101.93</b> | <b>102.38</b> | <b>101.30</b> | <b>103.55</b> |
| <b>102.93</b> | <b>105.94</b> | <b>99.86</b>  | <b>102.53</b> | <b>113.17</b> | <b>101.49</b> | <b>101.17</b> | <b>101.43</b> | <b>100.90</b> |
| <b>100.33</b> | <b>100.82</b> | <b>100.49</b> | <b>100.59</b> | <b>107.70</b> | <b>102.03</b> | <b>101.03</b> | <b>101.97</b> | <b>100.03</b> |
| <b>103.64</b> | <b>103.86</b> | <b>109.06</b> | <b>101.09</b> | <b>140.07</b> | <b>106.81</b> | <b>103.52</b> | <b>103.43</b> | <b>103.61</b> |
| 104.34        | 100.00        | 100.47        | 100.02        | 103.97        | 102.45        | 102.19        | 101.98        | 102.39        |
| 102.82        | 102.68        | 100.00        | 100.20        | 101.91        | 100.99        | 101.47        | 100.00        | 102.93        |
| 100.00        | 106.16        | 100.88        | 100.17        | 104.40        | 100.85        | 100.25        | 100.23        | 100.26        |
| 100.00        | 100.00        | 100.44        | 99.85         | 110.87        | 99.37         | 100.11        | 100.22        | 100.00        |
| 97.76         | 92.47         | 100.90        | 99.78         | 99.78         | 100.00        | 99.97         | 99.98         | 99.97         |
| 99.10         | 99.45         | 100.00        | 99.12         | 100.00        | 100.00        | 99.74         | 99.72         | 99.75         |
| 93.94         | 96.95         | 100.00        | 99.34         | 98.68         | 100.00        | 99.57         | 99.76         | 99.40         |
| 100.00        | 99.02         | 100.00        | 99.54         | 99.77         | 100.83        | 99.98         | 99.96         | 100.00        |
| 100.00        | 100.00        | 100.00        | 100.07        | 100.00        | 99.84         | 99.48         | 99.46         | 99.51         |
| 100.00        | 104.61        | 100.00        | 99.93         | 100.00        | 100.00        | 99.94         | 99.88         | 100.00        |
| 100.00        | 100.00        | 99.55         | 100.19        | 100.00        | 100.55        | 99.84         | 99.79         | 99.89         |
| 100.00        | 99.75         | 100.00        | 100.27        | 100.00        | 100.00        | 99.62         | 99.93         | 99.31         |
| 100.00        | 100.00        | 100.00        | 100.05        | 100.39        | 100.00        | 99.92         | 99.85         | 100.00        |

## 表6 臺北市金融行情

### Table 6 Monetary Quotations in Taipei

價格單位：新臺幣元

Price Unit: N.T.\$

| 年 月 別<br>Year & Month | 飾 金<br>(元／每公克)<br>Gold<br>(Per Gram) | 美 鈔                                  | 港 幣  | 日 幣                                    | 歐 元                                   | 英 鎊                                     | 基本放款利息<br>(每萬元月息)<br>Monthly<br>Interest<br>(Per N.T.<br>\$10,000) |
|-----------------------|--------------------------------------|--------------------------------------|--|--|---------------------------------------|---|--|
|                       |                                      | (每美元價)<br>U.S. Notes<br>(Per U.S.\$) | (每港幣價)<br>Hong Kong Dollar<br>(Per H.K.\$) | (每日元價)<br>Japanese Yen<br>(Per J.Y.\$) | (每歐元價)<br>Euro. Dollar<br>(Per EU.\$) | (每英鎊價)<br>British Pound<br>(Per B.L.\$) |  |
|                       |                                      | 市 場<br>Market                        | 市 場<br>Market                              | 市 場<br>Market                          | 市 場<br>Market                         | 市 場<br>Market                           |  |
| 民國 50 年底              | 53.33                                | 43.98                                | 7.40                                       | ...                                    | ...                                   | ...                                     | ...  |
| 民國 55 年底              | 53.93                                | 41.00                                | 7.15                                       | ...                                    | ...                                   | ...                                     | ...  |
| 民國 60 年底              | 75.26                                | 46.11                                | 7.99                                       | ...                                    | ...                                   | ...                                     | ...  |
| 民國 65 年底              | 185.78                               | 39.44                                | 8.31                                       | ...                                    | ...                                   | ...                                     | 67   |
| 民國 70 年底              | 558.52                               | 39.01                                | 7.01                                       | 0.1785                                 | ...                                   | ...                                     | 67   |
| 民國 71 年底              | 597.04                               | 41.00                                | 6.30                                       | 0.1658                                 | ...                                   | ...                                     | 67   |
| 民國 72 年底              | 555.56                               | 41.60                                | 5.45                                       | 0.1781                                 | ...                                   | ...                                     | 67   |
| 民國 73 年底              | 465.19                               | 41.53                                | 5.40                                       | 0.1682                                 | ...                                   | ...                                     | 67   |
| 民國 74 年底              | 453.33                               | 40.71                                | 5.25                                       | 0.2004                                 | ...                                   | ...                                     | 58   |
| 民國 75 年底              | 494.00                               | 36.31                                | 4.70                                       | 0.2215                                 | ...                                   | ...                                     | 52   |
| 民國 76 年底              | 487.78                               | 28.84                                | 3.72                                       | 0.2218                                 | ...                                   | ...                                     | 52   |
| 民國 77 年底              | 428.67                               | 28.37                                | 3.63                                       | 0.2287                                 | ...                                   | ...                                     | 56   |
| 民國 78 年底              | 365.67                               | 26.38                                | 3.38                                       | 0.1836                                 | ...                                   | ...                                     | 86   |
| 民國 79 年底              | 351.56                               | 27.26                                | 3.51                                       | 0.2055                                 | ...                                   | ...                                     | 83   |
| 民國 80 年底              | 328.89                               | 26.00                                | 3.35                                       | 0.2011                                 | ...                                   | ...                                     | 72   |
| 民國 81 年底              | 301.33                               | 25.57                                | 3.30                                       | 0.2066                                 | ...                                   | ...                                     | 69   |
| 民國 82 年底              | 355.55                               | 26.99                                | 3.50                                       | 0.2463                                 | ...                                   | ...                                     | 68   |
| 民國 83 年底              | 353.78                               | 26.56                                | 3.44                                       | 0.2647                                 | ...                                   | ...                                     | 68   |
| 民國 84 年底              | 371.55                               | 27.47                                | 3.56                                       | 0.2679                                 | ...                                   | ...                                     | 66   |
| 民國 85 年底              | 361.77                               | 27.65                                | 3.60                                       | 0.2414                                 | ...                                   | ...                                     | 64   |
| 民國 86 年底              | 332.44                               | 32.55                                | 4.26                                       | 0.2488                                 | ...                                   | ...                                     | 65   |
| 民國 87 年底              | 337.78                               | 32.50                                | 4.25                                       | 0.2700                                 | ...                                   | 54.18                                   | 67   |
| 民國 88 年底              | 323.55                               | 31.82                                | 4.15                                       | 0.3068                                 | ...                                   | 51.18                                   | 67   |
| 民國 89 年底              | 320.00                               | 33.30                                | 4.32                                       | 0.2942                                 | ...                                   | 48.70                                   | 67   |
| 民國 90 年底              | 337.78                               | 34.85                                | 4.53                                       | 0.2725                                 | ...                                   | 50.14                                   | 65   |
| 民國 91 年底              | 400.00                               | 35.06                                | 4.55                                       | 0.2859                                 | 35.74                                 | 55.47                                   | 63   |
| 民國 92 年底              | 467.56                               | 34.26                                | 4.47                                       | 0.3162                                 | 42.06                                 | 59.81                                   | 61   |
| 民國 93 年底              | 488.89                               | 32.44                                | 4.23                                       | 0.3107                                 | 43.37                                 | 62.53                                   | 62   |
| 民國 94 年底              | 575.11                               | 33.52                                | 4.38                                       | 0.2807                                 | 39.69                                 | 58.37                                   | 65   |
| 民國 95 年底              | 696.00                               | 32.72                                | 4.27                                       | 0.2779                                 | 43.16                                 | 64.00                                   | 68   |
| 民國 96 年底              | 862.22                               | 32.60                                | 4.20                                       | 0.2892                                 | 47.47                                 | 65.82                                   | 75   |
| 民國 97 年底              | <b>904.89</b>                        | <b>33.34</b>                         | <b>4.32</b>                                | <b>0.3652</b>                          | <b>44.98</b>                          | <b>49.71</b>                            | <b>76</b>  |
| 6 月                   | 900.44                               | 30.56                                | 3.93                                       | 0.2844                                 | 47.44                                 | 59.88                                   | 75   |
| 7 月                   | 957.33                               | 30.59                                | 3.94                                       | 0.2853                                 | 48.23                                 | 60.69                                   | 75   |
| 8 月                   | 887.11                               | 31.40                                | 4.04                                       | 0.2856                                 | 46.94                                 | 59.25                                   | 75   |
| 9 月                   | 872.89                               | 32.17                                | 4.15                                       | 0.2999                                 | 46.20                                 | 57.80                                   | 75   |
| 10 月                  | 904.89                               | 32.87                                | 4.25                                       | 0.3263                                 | 43.73                                 | 55.49                                   | 75   |
| 11 月                  | 826.67                               | 33.28                                | 4.31                                       | 0.3407                                 | 42.32                                 | 50.87                                   | 76   |
| 12 月                  | 904.89                               | 33.34                                | 4.32                                       | 0.3652                                 | 44.98                                 | 49.71                                   | 76   |
| 民國 98 年底              |                                      |                                      |  |  |                                       |   |  |
| 1 月                   | 932.44                               | 33.52                                | 4.34                                       | 0.3682                                 | 44.39                                 | 48.60                                   | 74   |
| 2 月                   | 1,040.89                             | 34.51                                | 4.47                                       | 0.3693                                 | 44.10                                 | 49.59                                   | 73   |
| 3 月                   | 1,046.22                             | 34.48                                | 4.47                                       | 0.3504                                 | 45.12                                 | 48.96                                   | 73   |
| 4 月                   | 1,009.78                             | 33.91                                | 4.39                                       | 0.3411                                 | 44.61                                 | 49.75                                   | 67   |
| 5 月                   | 1,004.44                             | 33.08                                | 4.28                                       | 0.3405                                 | 45.00                                 | 50.80                                   | 65   |
| 6 月                   | <b>1,034.67</b>                      | <b>32.99</b>                         | <b>4.27</b>                                | <b>0.3404</b>                          | <b>46.19</b>                          | <b>53.85</b>                            | <b>65</b>  |
| 上 旬                   | <b>1,048.00</b>                      | <b>32.84</b>                         | <b>4.25</b>                                | <b>0.3371</b>                          | <b>46.19</b>                          | <b>53.08</b>                            | ...  |
| 中 旬                   | <b>1,040.00</b>                      | <b>33.05</b>                         | <b>4.28</b>                                | <b>0.3394</b>                          | <b>46.06</b>                          | <b>54.15</b>                            | ...  |
| 下 旬                   | <b>1,016.00</b>                      | <b>33.09</b>                         | <b>4.29</b>                                | <b>0.3446</b>                          | <b>46.33</b>                          | <b>54.31</b>                            | ...  |

附註：1.外幣市場交易價格係賣出價（除日幣為買進賣出之平均價）。  
 2.黃金自75年起，單位由臺兩改為公克，74年以前價格係由臺兩換算而得。  
 資料來源：經濟日報、台北富邦銀行。

附 錄

**Appendix**

### 附錄1 臺北市消費者物價指數銜接表

| 年 月 別<br>Year & Month | 總 指 數<br>General Index |                       | 食 物 類<br>Food         |                       | 衣 著<br>Clothing       |
|-----------------------|------------------------|-----------------------|-----------------------|-----------------------|-----------------------|
|                       | 民國90年=100<br>2001=100  | 民國95年=100<br>2006=100 | 民國90年=100<br>2001=100 | 民國95年=100<br>2006=100 | 民國90年=100<br>2001=100 |
|                       | <b>民國 91 年 2002</b>    | <b>99.72</b>          |                       | <b>100.59</b>         |                       |
| <b>民國 92 年 2003</b>   | <b>99.58</b>           |                       | <b>100.19</b>         |                       | <b>102.05</b>         |
| <b>民國 93 年 2004</b>   | <b>101.91</b>          |                       | <b>105.39</b>         |                       | <b>107.36</b>         |
| <b>民國 94 年 2005</b>   | <b>104.34</b>          |                       | <b>109.32</b>         |                       | <b>107.32</b>         |
| <b>民國 95 年 2006</b>   | <b>105.04</b>          | <b>100.00</b>         | <b>113.07</b>         | <b>100.00</b>         | <b>98.13</b>          |
| 6 月 June              | 105.68                 | 100.61                | 115.12                | 101.81                | 100.88                |
| 7 月 July              | 106.47                 | 101.36                | 116.79                | 103.29                | 96.08                 |
| 8 月 Aug.              | 105.85                 | 100.77                | 114.49                | 101.26                | 90.10                 |
| 9 月 Sept.             | 105.22                 | 100.17                | 113.87                | 100.71                | 88.41                 |
| 10 月 Oct.             | 105.43                 | 100.37                | 112.37                | 99.38                 | 105.35                |
| 11 月 Nov.             | 104.71                 | 99.69                 | 111.41                | 98.53                 | 105.14                |
| 12 月 Dec.             | 104.66                 | 99.64                 | 111.66                | 98.75                 | 101.13                |
| <b>民國 96 年 2007</b>   | <b>107.05</b>          | <b>101.91</b>         | <b>116.61</b>         | <b>103.13</b>         | <b>102.25</b>         |
| 1 月 Jan.              | 104.57                 | 99.55                 | 112.75                | 99.72                 | 95.86                 |
| 2 月 Feb.              | 106.18                 | 101.09                | 111.09                | 98.25                 | 92.51                 |
| 3 月 Mar.              | 104.22                 | 99.22                 | 111.28                | 98.42                 | 89.26                 |
| 4 月 Apr.              | 105.72                 | 100.65                | 112.37                | 99.38                 | 111.03                |
| 5 月 May               | 106.07                 | 100.98                | 113.58                | 100.45                | 108.81                |
| 6 月 June              | 106.49                 | 101.38                | 113.44                | 100.33                | 105.79                |
| 7 月 July              | 106.67                 | 101.55                | 113.12                | 100.04                | 99.20                 |
| 8 月 Aug.              | 107.84                 | 102.67                | 118.09                | 104.44                | 95.75                 |
| 9 月 Sept.             | 108.36                 | 103.16                | 121.97                | 107.87                | 94.22                 |
| 10 月 Oct.             | 110.37                 | 105.07                | 127.18                | 112.48                | 112.64                |
| 11 月 Nov.             | 109.49                 | 104.24                | 124.18                | 109.83                | 110.74                |
| 12 月 Dec.             | 108.57                 | 103.36                | 120.26                | 106.36                | 111.19                |
| <b>民國 97 年 2008</b>   | <b>110.69</b>          | <b>105.38</b>         | <b>126.97</b>         | <b>112.29</b>         | <b>102.46</b>         |
| 1 月 Jan.              | 108.10                 | 102.91                | 119.04                | 105.28                | 101.76                |
| 2 月 Feb.              | 109.87                 | 104.60                | 122.09                | 107.98                | 95.49                 |
| 3 月 Mar.              | 108.33                 | 103.13                | 121.36                | 107.33                | 93.07                 |
| 4 月 Apr.              | 109.74                 | 104.47                | 123.18                | 108.94                | 110.65                |
| 5 月 May               | 109.85                 | 104.58                | 124.05                | 109.71                | 107.96                |
| 6 月 June              | 111.25                 | 105.91                | 126.86                | 112.20                | 104.87                |
| 7 月 July              | 112.06                 | 106.68                | 128.16                | 113.35                | 100.91                |
| 8 月 Aug.              | 112.22                 | 106.84                | 130.75                | 115.64                | 94.98                 |
| 9 月 Sept.             | 111.74                 | 106.38                | 130.14                | 115.10                | 93.54                 |
| 10 月 Oct.             | 113.04                 | 107.62                | 135.39                | 119.74                | 112.02                |
| 11 月 Nov.             | 111.75                 | 106.39                | 133.23                | 117.83                | 109.04                |
| 12 月 Dec.             | 110.33                 | 105.04                | 129.33                | 114.38                | 105.25                |
| <b>民國 98 年 2009</b>   |                        |                       |                       |                       |                       |
| 1 月 Jan.              | 110.39                 | 105.09                | 126.85                | 112.19                | 98.21                 |
| 2 月 Feb.              | 108.58                 | 103.37                | 124.93                | 110.49                | 94.17                 |
| 3 月 Mar. (㊟)          | 108.65                 | 103.44                | 125.91                | 111.36                | 92.32                 |
| 4 月 Apr. (㊟)          | 109.47                 | 104.22                | 125.94                | 111.38                | 109.27                |
| 5 月 May (㊟)           | 109.55                 | 104.29                | 126.95                | 112.28                | 108.06                |
| 6 月 June              | 109.28                 | 104.04                | 125.46                | 110.96                | 104.00                |

附註：1.本銜接表列數字，係根據不同基期資料計算。2.表列正體字係採用物價資料計算之數字；斜體字係根據95(90)年年

**Appendix 1 Splicing Table of Consumer Price Indices in Taipei**

| 類                     | 居 住                   |                       | Housing               |                       | 交 通 類<br>Transportation &<br>Communication |
|-----------------------|-----------------------|-----------------------|-----------------------|-----------------------|--|
|                       |                       |                       | 房 租 Residential Rent  |                       |  |
| 民國95年=100<br>2006=100 | 民國90年=100<br>2001=100 | 民國95年=100<br>2006=100 | 民國90年=100<br>2001=100 | 民國95年=100<br>2006=100 | 民國90年=100<br>2001=100                      |
|                       | <b>98.38</b>          |                       |                       | <b>98.22</b>          | <b>99.42</b>                               |
|                       | <b>96.68</b>          |                       |                       | <b>96.66</b>          | <b>100.07</b>                              |
|                       | <b>96.11</b>          |                       |                       | <b>95.53</b>          | <b>102.53</b>                              |
|                       | <b>96.60</b>          |                       |                       | <b>95.55</b>          | <b>104.11</b>                              |
| <b>100.00</b>         | <b>97.26</b>          | <b>100.00</b>         |                       | <b>95.85</b>          | <b>106.00</b>                              |
| 102.80                | 96.97                 | 99.70                 |                       | 95.87                 | 106.38                                     |
| 97.91                 | 97.30                 | 100.04                |                       | 95.88                 | 107.59                                     |
| 91.82                 | 97.38                 | 100.12                |                       | 95.88                 | 107.83                                     |
| 90.09                 | 97.53                 | 100.28                |                       | 95.88                 | 107.11                                     |
| 107.36                | 97.42                 | 100.16                |                       | 95.89                 | 106.08                                     |
| 107.14                | 96.96                 | 99.69                 |                       | 95.87                 | 105.69                                     |
| 103.06                | 97.16                 | 99.90                 |                       | 95.87                 | 106.47                                     |
| <b>104.20</b>         | <b>97.97</b>          | <b>100.73</b>         |                       | <b>96.05</b>          | <b>107.82</b>                              |
| 97.69                 | 97.16                 | 99.90                 |                       | 95.88                 | 105.60                                     |
| 94.27                 | 100.44                | 103.27                |                       | 95.83                 | 106.90                                     |
| 90.96                 | 97.10                 | 99.84                 |                       | 95.83                 | 106.69                                     |
| 113.15                | 97.06                 | 99.79                 |                       | 95.84                 | 107.14                                     |
| 110.88                | 97.15                 | 99.89                 |                       | 95.87                 | 107.03                                     |
| 107.81                | 98.09                 | 100.85                |                       | 95.87                 | 107.22                                     |
| 101.09                | 97.91                 | 100.67                |                       | 95.90                 | 108.44                                     |
| 97.57                 | 97.99                 | 100.75                |                       | 95.90                 | 108.61                                     |
| 96.02                 | 98.50                 | 101.27                |                       | 96.03                 | 107.58                                     |
| 114.79                | 97.95                 | 100.71                |                       | 96.39                 | 108.67                                     |
| 112.85                | 98.13                 | 100.89                |                       | 96.64                 | 110.05                                     |
| 113.31                | 98.12                 | 100.88                |                       | 96.64                 | 109.96                                     |
| <b>104.41</b>         | <b>99.43</b>          | <b>102.23</b>         |                       | <b>97.22</b>          | <b>110.26</b>                              |
| 103.70                | 98.21                 | 100.98                |                       | 97.00                 | 109.92                                     |
| 97.31                 | 101.37                | 104.23                |                       | 97.14                 | 110.96                                     |
| 94.84                 | 98.48                 | 101.25                |                       | 97.14                 | 110.28                                     |
| 112.76                | 98.49                 | 101.26                |                       | 97.15                 | 110.93                                     |
| 110.02                | 98.54                 | 101.32                |                       | 97.15                 | 111.32                                     |
| 106.87                | 99.66                 | 102.47                |                       | 97.15                 | 113.43                                     |
| 102.83                | 99.79                 | 102.60                |                       | 97.16                 | 115.58                                     |
| 96.79                 | 99.97                 | 102.79                |                       | 97.33                 | 113.92                                     |
| 95.32                 | 100.40                | 103.23                |                       | 97.33                 | 111.60                                     |
| 114.15                | 99.62                 | 102.43                |                       | 97.41                 | 108.32                                     |
| 111.12                | 99.49                 | 102.29                |                       | 97.38                 | 104.23                                     |
| 107.26                | 99.11                 | 101.90                |                       | 97.33                 | 102.68                                     |
| 100.08                | 101.46                | 104.32                |                       | 97.19                 | 103.75                                     |
| 95.96                 | 98.81                 | 101.59                |                       | 97.16                 | 103.50                                     |
| 94.08                 | 98.79                 | 101.57                |                       | 97.14                 | 103.68                                     |
| 111.35                | 98.64                 | 101.42                |                       | 97.05                 | 104.74                                     |
| 110.12                | 98.84                 | 101.62                |                       | 96.95                 | 105.41                                     |
| 105.98                | 99.34                 | 102.14                |                       | 96.95                 | 106.75                                     |

指數在不同基期年之比例推算而得。

### 附錄1 臺北市消費者物價指數銜接表(續)

| 年 月 別<br>Year & Month | 交 通 類<br>Transportation &<br>Communication | 醫 藥 保 健 類<br>Medicines & Medical Care |                       | 教 養 娛 樂 類<br>Education & Entertainment |                       |
|-----------------------|--|---------------------------------------|-----------------------|--|-----------------------|
|                       | 民國95年=100<br>2006=100                      | 民國90年=100<br>2001=100                 | 民國95年=100<br>2006=100 | 民國90年=100<br>2001=100                  | 民國95年=100<br>2006=100 |
| <b>民國 91 年 2002</b>   |  | <b>100.82</b>                         |                       | <b>100.90</b>                          |                       |
| <b>民國 92 年 2003</b>   |  | <b>103.51</b>                         |                       | <b>102.38</b>                          |                       |
| <b>民國 93 年 2004</b>   |  | <b>105.81</b>                         |                       | <b>106.32</b>                          |                       |
| <b>民國 94 年 2005</b>   |  | <b>107.88</b>                         |                       | <b>108.08</b>                          |                       |
| <b>民國 95 年 2006</b>   | <b>100.00</b>                              | <b>109.83</b>                         | <b>100.00</b>         | <b>111.06</b>                          | <b>100.00</b>         |
| 6 月 June              | 100.36                                     | 110.14                                | 100.28                | 111.40                                 | 100.31                |
| 7 月 July              | 101.50                                     | 109.96                                | 100.12                | 113.50                                 | 102.20                |
| 8 月 Aug.              | 101.73                                     | 110.03                                | 100.18                | 114.33                                 | 102.94                |
| 9 月 Sept.             | 101.05                                     | 109.99                                | 100.15                | 112.03                                 | 100.87                |
| 10 月 Oct.             | 100.08                                     | 109.86                                | 100.03                | 112.28                                 | 101.10                |
| 11 月 Nov.             | 99.71                                      | 109.82                                | 99.99                 | 110.46                                 | 99.46                 |
| 12 月 Dec.             | 100.44                                     | 109.83                                | 100.00                | 109.94                                 | 98.99                 |
| <b>民國 96 年 2007</b>   | <b>101.72</b>                              | <b>112.57</b>                         | <b>102.50</b>         | <b>113.13</b>                          | <b>101.86</b>         |
| 1 月 Jan.              | 99.62                                      | 109.69                                | 99.87                 | 109.71                                 | 98.78                 |
| 2 月 Feb.              | 100.85                                     | 109.86                                | 100.03                | 114.35                                 | 102.96                |
| 3 月 Mar.              | 100.65                                     | 110.34                                | 100.46                | 110.72                                 | 99.69                 |
| 4 月 Apr.              | 101.08                                     | 111.93                                | 101.91                | 111.65                                 | 100.53                |
| 5 月 May               | 100.97                                     | 113.67                                | 103.50                | 112.09                                 | 100.93                |
| 6 月 June              | 101.15                                     | 113.37                                | 103.22                | 113.74                                 | 102.41                |
| 7 月 July              | 102.30                                     | 113.44                                | 103.29                | 116.44                                 | 104.84                |
| 8 月 Aug.              | 102.46                                     | 113.50                                | 103.34                | 116.48                                 | 104.88                |
| 9 月 Sept.             | 101.49                                     | 113.43                                | 103.28                | 113.94                                 | 102.59                |
| 10 月 Oct.             | 102.52                                     | 113.79                                | 103.61                | 113.73                                 | 102.40                |
| 11 月 Nov.             | 103.82                                     | 113.91                                | 103.71                | 112.18                                 | 101.01                |
| 12 月 Dec.             | 103.74                                     | 113.92                                | 103.72                | 112.54                                 | 101.33                |
| <b>民國 97 年 2008</b>   | <b>104.02</b>                              | <b>117.92</b>                         | <b>106.18</b>         | <b>113.69</b>                          | <b>102.37</b>         |
| 1 月 Jan.              | 103.70                                     | 115.02                                | 104.73                | 113.26                                 | 101.98                |
| 2 月 Feb.              | 104.68                                     | 115.35                                | 105.03                | 113.79                                 | 102.46                |
| 3 月 Mar.              | 104.04                                     | 115.98                                | 105.60                | 112.19                                 | 101.02                |
| 4 月 Apr.              | 104.65                                     | 116.22                                | 105.82                | 112.57                                 | 101.36                |
| 5 月 May               | 105.02                                     | 116.23                                | 105.83                | 112.95                                 | 101.70                |
| 6 月 June              | 107.01                                     | 116.49                                | 106.06                | 113.84                                 | 102.50                |
| 7 月 July              | 109.04                                     | 116.71                                | 106.26                | 115.69                                 | 104.17                |
| 8 月 Aug.              | 107.47                                     | 117.20                                | 106.71                | 115.52                                 | 104.02                |
| 9 月 Sept.             | 105.28                                     | 117.42                                | 106.91                | 114.35                                 | 102.96                |
| 10 月 Oct.             | 102.19                                     | 117.39                                | 106.88                | 114.19                                 | 102.82                |
| 11 月 Nov.             | 98.33                                      | 117.79                                | 107.25                | 113.25                                 | 101.97                |
| 12 月 Dec.             | 96.87                                      | 117.55                                | 107.03                | 112.76                                 | 101.53                |
| <b>民國 98 年 2009</b>   |  |                                       |                       |  |                       |
| 1 月 Jan.              | 97.88                                      | 117.13                                | 106.65                | 112.89                                 | 101.65                |
| 2 月 Feb.              | 97.64                                      | 117.32                                | 106.82                | 111.38                                 | 100.29                |
| 3 月 Mar. (R)          | 97.81                                      | 117.07                                | 106.59                | 111.05                                 | 99.99                 |
| 4 月 Apr. (R)          | 98.81                                      | 116.96                                | 106.49                | 111.17                                 | 100.10                |
| 5 月 May (R)           | 99.44                                      | 116.67                                | 106.23                | 110.33                                 | 99.34                 |
| 6 月 June              | 100.71                                     | 118.67                                | 108.05                | 108.99                                 | 98.14                 |

附註：1.本銜接表列數字，係根據不同基期資料計算。2.表列正體字係採用物價資料計算之數字；斜體字係根據95(90)年年



### Appendix 1 Splicing Table of Consumer Price Indices in Taipei(Cont.)

| 雜 項 類                 |                       | 服 務 類                 |                       | 商 品 類                 |                       |
|-----------------------|-----------------------|-----------------------|-----------------------|-----------------------|-----------------------|
| Miscellaneous         |                       | Service               |                       | Commodity             |                       |
| 民國90年=100<br>2001=100 | 民國95年=100<br>2006=100 | 民國90年=100<br>2001=100 | 民國95年=100<br>2006=100 | 民國90年=100<br>2001=100 | 民國95年=100<br>2006=100 |
| <b>99.44</b>          |                       | <b>99.76</b>          |                       | <b>99.68</b>          |                       |
| <b>98.24</b>          |                       | <b>99.19</b>          |                       | <b>102.26</b>         |                       |
| <b>97.72</b>          |                       | <b>100.47</b>         |                       | <b>106.13</b>         |                       |
| <b>98.21</b>          |                       | <b>101.75</b>         |                       | <b>110.25</b>         |                       |
| <b>99.95</b>          | <b>100.00</b>         | <b>103.17</b>         | <b>100.00</b>         | <b>109.95</b>         | <b>100.00</b>         |
| 100.02                | 100.07                | 103.14                | 99.97                 | 111.56                | 101.46                |
| 100.05                | 100.10                | 103.78                | 100.59                | 112.59                | 102.40                |
| 100.37                | 100.42                | 104.05                | 100.85                | 110.69                | 100.67                |
| 100.68                | 100.73                | 103.28                | 100.11                | 110.22                | 100.25                |
| 99.12                 | 99.17                 | 103.69                | 100.50                | 110.16                | 100.19                |
| 100.20                | 100.25                | 102.59                | 99.44                 | 109.97                | 100.02                |
| 100.27                | 100.32                | 102.50                | 99.35                 | 109.98                | 100.03                |
| <b>101.13</b>         | <b>101.18</b>         | <b>104.36</b>         | <b>101.15</b>         | <b>113.17</b>         | <b>102.93</b>         |
| 100.67                | 100.72                | 102.52                | 99.37                 | 109.73                | 99.80                 |
| 102.19                | 102.24                | 106.25                | 102.99                | 108.34                | 98.54                 |
| 100.83                | 100.88                | 102.93                | 99.77                 | 108.28                | 98.48                 |
| 100.87                | 100.92                | 103.03                | 99.86                 | 111.81                | 101.69                |
| 100.77                | 100.82                | 103.31                | 100.14                | 112.27                | 102.11                |
| 100.16                | 100.21                | 103.89                | 100.70                | 112.48                | 102.30                |
| 100.54                | 100.59                | 105.09                | 101.86                | 111.20                | 101.14                |
| 101.53                | 101.58                | 105.21                | 101.98                | 113.90                | 103.59                |
| 101.53                | 101.58                | 104.94                | 101.72                | 115.54                | 105.08                |
| 101.68                | 101.73                | 105.00                | 101.77                | 120.40                | 109.50                |
| 101.58                | 101.63                | 104.97                | 101.74                | 118.30                | 107.59                |
| 101.16                | 101.21                | 105.14                | 101.91                | 115.79                | 105.31                |
| <b>103.95</b>         | <b>104.00</b>         | <b>106.89</b>         | <b>103.61</b>         | <b>118.55</b>         | <b>107.82</b>         |
| 101.56                | 101.61                | 105.63                | 102.38                | 113.72                | 103.43                |
| 101.80                | 101.85                | 107.83                | 104.52                | 114.81                | 104.42                |
| 103.01                | 103.06                | 105.69                | 102.44                | 114.23                | 103.89                |
| 104.51                | 104.56                | 105.98                | 102.72                | 117.51                | 106.88                |
| 102.68                | 102.73                | 106.27                | 103.00                | 117.36                | 106.74                |
| 104.30                | 104.35                | 106.87                | 103.59                | 120.08                | 109.21                |
| 105.50                | 105.55                | 107.61                | 104.30                | 121.01                | 110.06                |
| 104.61                | 104.66                | 107.70                | 104.39                | 121.31                | 110.33                |
| 105.19                | 105.24                | 107.62                | 104.31                | 120.16                | 109.29                |
| 104.44                | 104.49                | 107.36                | 104.06                | 124.08                | 112.85                |
| 104.41                | 104.46                | 107.19                | 103.90                | 120.90                | 109.96                |
| 105.37                | 105.42                | 107.01                | 103.72                | 117.39                | 106.77                |
| 105.16                | 105.21                | 108.55                | 105.21                | 114.99                | 104.58                |
| 105.42                | 105.47                | 106.53                | 103.26                | 113.50                | 103.23                |
| 104.94                | 104.99                | 106.44                | 103.17                | 113.85                | 103.55                |
| 104.94                | 104.99                | 106.21                | 102.95                | 116.42                | 105.88                |
| 102.92                | 102.97                | 106.05                | 102.79                | 116.88                | 106.30                |
| 104.28                | 104.33                | 105.82                | 102.57                | 116.56                | 106.01                |

指數在不同基期年之比例推算而得。

## 附錄2 臺北市消費者物價總指數銜接表

基期：民國 95 年平均=100

| 月 Month<br>年 Year | 1 月<br>Jan. | 2 月<br>Feb. | 3 月<br>Mar. | 4 月<br>Apr. | 5 月<br>May | 6 月<br>June   |
|-------------------|-------------|-------------|-------------|-------------|------------|---------------|
| 民國 57 年 1968      | 15.90       | 15.73       | 15.82       | 16.64       | 16.84      | 17.15         |
| 民國 58 年 1969      | 17.58       | 17.71       | 17.56       | 17.63       | 17.47      | 17.58         |
| 民國 59 年 1970      | 18.15       | 18.47       | 18.53       | 18.48       | 18.27      | 18.19         |
| 民國 60 年 1971      | 19.21       | 19.01       | 18.88       | 18.79       | 18.94      | 19.05         |
| 民國 61 年 1972      | 19.24       | 19.70       | 19.75       | 19.94       | 20.11      | 20.22         |
| 民國 62 年 1973      | 20.71       | 21.16       | 20.89       | 21.28       | 21.70      | 21.89         |
| 民國 63 年 1974      | 26.76       | 31.44       | 31.67       | 31.55       | 30.95      | 31.25         |
| 民國 64 年 1975      | 32.79       | 32.63       | 32.26       | 32.55       | 32.59      | 33.36         |
| 民國 65 年 1976      | 33.31       | 33.33       | 33.68       | 33.71       | 33.49      | 33.42         |
| 民國 66 年 1977      | 34.25       | 34.61       | 34.38       | 34.60       | 34.89      | 35.83         |
| 民國 67 年 1978      | 36.49       | 36.78       | 37.12       | 37.90       | 37.88      | 37.70         |
| 民國 68 年 1979      | 38.55       | 38.89       | 39.27       | 39.68       | 39.94      | 40.26         |
| 民國 69 年 1980      | 44.52       | 45.33       | 45.42       | 45.76       | 46.85      | 47.97         |
| 民國 70 年 1981      | 52.83       | 54.44       | 55.26       | 55.76       | 55.60      | 57.46         |
| 民國 71 年 1982      | 57.76       | 57.30       | 57.51       | 57.70       | 58.36      | 58.67         |
| 民國 72 年 1983      | 59.70       | 60.55       | 61.02       | 61.20       | 60.90      | 61.57         |
| 民國 73 年 1984      | 59.02       | 59.91       | 59.88       | 59.92       | 60.78      | 60.84         |
| 民國 74 年 1985      | 60.33       | 60.86       | 60.75       | 60.43       | 60.56      | 60.22         |
| 民國 75 年 1986      | 60.64       | 60.95       | 60.95       | 60.85       | 60.74      | 60.69         |
| 民國 76 年 1987      | 60.52       | 60.39       | 59.96       | 60.24       | 60.23      | 60.15         |
| 民國 77 年 1988      | 60.70       | 60.43       | 60.28       | 60.23       | 60.93      | 61.43         |
| 民國 78 年 1989      | 62.95       | 63.07       | 63.80       | 63.98       | 64.43      | 64.71         |
| 民國 79 年 1990      | 67.00       | 66.80       | 66.89       | 67.66       | 68.41      | 68.19         |
| 民國 80 年 1991      | 70.78       | 71.48       | 71.17       | 72.45       | 72.56      | 72.75         |
| 民國 81 年 1992      | 75.10       | 76.04       | 76.20       | 78.00       | 77.79      | 77.67         |
| 民國 82 年 1993      | 79.15       | 78.72       | 78.97       | 80.12       | 79.50      | 81.12         |
| 民國 83 年 1994      | 81.25       | 82.42       | 82.07       | 82.46       | 82.91      | 82.96         |
| 民國 84 年 1995      | 85.66       | 84.87       | 84.60       | 86.24       | 85.74      | 86.66         |
| 民國 85 年 1996      | 87.80       | 88.76       | 87.83       | 89.24       | 88.76      | 89.52         |
| 民國 86 年 1997      | 89.94       | 90.56       | 88.93       | 89.92       | 89.99      | 91.47         |
| 民國 87 年 1998      | 93.72       | 91.94       | 92.20       | 92.42       | 92.63      | 93.69         |
| 民國 88 年 1999      | 92.48       | 94.34       | 91.75       | 92.31       | 92.60      | 93.05         |
| 民國 89 年 2000      | 93.37       | 95.39       | 93.15       | 94.00       | 94.66      | 94.75         |
| 民國 90 年 2001      | 96.90       | 94.34       | 94.23       | 95.01       | 94.85      | 94.89         |
| 民國 91 年 2002      | 94.26       | 95.93       | 93.78       | 94.73       | 94.34      | 94.87         |
| 民國 92 年 2003      | 95.53       | 94.04       | 94.14       | 95.39       | 94.98      | 94.14         |
| 民國 93 年 2004      | 96.66       | 95.17       | 95.34       | 96.59       | 96.38      | 96.65         |
| 民國 94 年 2005      | 97.27       | 98.54       | 97.89       | 98.60       | 99.00      | 99.08         |
| 民國 95 年 2006      | 99.74       | 98.65       | 98.52       | 99.95       | 100.51     | 100.61        |
| 民國 96 年 2007      | 99.55       | 101.09      | 99.22       | 100.65      | 100.98     | 101.38        |
| 民國 97 年 2008      | 102.91      | 104.60      | 103.13      | 104.47      | 104.58     | 105.91        |
| 民國 98 年 2009      | 105.09      | 103.37      | ㊦ 103.44    | ㊦ 104.22    | ㊦ 104.29   | <b>104.04</b> |

## Appendix 2 Splicing Table of Consumer Price Index in Taipei

Base : 2006=100

| 7 月<br>July | 8 月<br>Aug. | 9 月<br>Sept. | 10 月<br>Oct. | 11 月<br>Nov. | 12 月<br>Dec. | 年 指 數<br>Yearly<br>Index |
|-------------|-------------|--------------|--------------|--------------|--------------|--------------------------|
| 17.25       | 17.74       | 17.69        | 17.79        | 17.52        | 17.07        | 16.93                    |
| 17.93       | 18.27       | 18.39        | 19.76        | 18.89        | 18.27        | 18.09                    |
| 18.61       | 19.19       | 19.64        | 19.31        | 19.01        | 18.70        | 18.70                    |
| 19.03       | 19.51       | 19.40        | 19.63        | 19.35        | 19.21        | 19.17                    |
| 20.26       | 21.11       | 20.94        | 20.37        | 19.94        | 20.37        | 20.16                    |
| 22.08       | 22.67       | 23.34        | 24.57        | 25.02        | 24.85        | 22.52                    |
| 31.77       | 32.05       | 33.18        | 32.68        | 33.18        | 33.03        | 31.63                    |
| 33.37       | 33.31       | 33.40        | 33.75        | 33.56        | 32.98        | 33.05                    |
| 33.55       | 33.90       | 33.86        | 33.63        | 33.60        | 33.82        | 33.61                    |
| 35.82       | 37.10       | 36.67        | 36.49        | 36.06        | 35.96        | 35.55                    |
| 37.50       | 37.99       | 38.59        | 38.83        | 38.75        | 38.40        | 37.82                    |
| 40.39       | 41.54       | 42.64        | 42.86        | 42.58        | 42.82        | 40.78                    |
| 48.22       | 49.66       | 51.55        | 52.57        | 52.51        | 52.35        | 48.56                    |
| 57.34       | 58.22       | 59.11        | 58.53        | 57.59        | 57.58        | 56.65                    |
| 58.65       | 60.59       | 59.92        | 59.64        | 59.34        | 59.84        | 58.77                    |
| 60.84       | 60.73       | 60.78        | 60.78        | 59.88        | 58.99        | 60.58                    |
| 60.35       | 60.65       | 60.85        | 60.81        | 60.45        | 60.04        | 60.29                    |
| 60.47       | 59.88       | 60.90        | 61.43        | 60.42        | 59.80        | 60.50                    |
| 60.67       | 61.12       | 62.26        | 62.25        | 61.14        | 60.63        | 61.08                    |
| 60.70       | 61.50       | 61.98        | 61.31        | 61.28        | 61.73        | 60.84                    |
| 61.07       | 61.87       | 61.87        | 62.56        | 62.18        | 62.41        | 61.33                    |
| 64.69       | 65.41       | 67.17        | 67.75        | 66.42        | 66.03        | 65.03                    |
| 68.72       | 70.25       | 72.33        | 71.27        | 70.44        | 70.22        | 69.01                    |
| 73.22       | 72.88       | 73.19        | 75.28        | 75.14        | 74.33        | 72.93                    |
| 77.48       | 77.12       | 78.98        | 79.58        | 78.65        | 78.31        | 77.57                    |
| 79.98       | 79.85       | 80.40        | 81.13        | 81.28        | 81.61        | 80.16                    |
| 83.44       | 84.89       | 85.16        | 84.51        | 84.12        | 83.87        | 83.34                    |
| 86.61       | 87.11       | 87.74        | 87.64        | 88.19        | 87.84        | 86.58                    |
| 88.58       | 91.93       | 91.46        | 91.23        | 91.22        | 90.70        | 89.75                    |
| 92.20       | 92.34       | 92.90        | 91.76        | 91.64        | 92.23        | 91.15                    |
| 93.15       | 92.61       | 92.80        | 93.24        | 93.95        | 93.19        | 92.96                    |
| 92.70       | 93.74       | 93.93        | 94.69        | 94.25        | 94.02        | 93.32                    |
| 94.27       | 94.56       | 95.62        | 95.82        | 96.33        | 95.69        | 94.80                    |
| 94.74       | 95.53       | 95.63        | 96.55        | 95.42        | 94.37        | 95.20                    |
| 94.96       | 94.92       | 95.01        | 95.83        | 95.56        | 95.01        | 94.93                    |
| 93.96       | 94.24       | 94.66        | 95.70        | 95.27        | 95.58        | 94.80                    |
| 97.74       | 97.73       | 98.23        | 98.68        | 97.34        | 97.72        | 97.02                    |
| 99.92       | 100.69      | 100.60       | 101.18       | 99.73        | 99.45        | 99.33                    |
| 101.36      | 100.77      | 100.17       | 100.37       | 99.69        | 99.64        | 100.00                   |
| 101.55      | 102.67      | 103.16       | 105.07       | 104.24       | 103.36       | 101.91                   |
| 106.68      | 106.84      | 106.38       | 107.62       | 106.39       | 105.04       | 105.38                   |

### 附錄3 臺北市營造工程物價指數銜接表

| 年 月 別<br>Year & Month | 總 指 數<br>General Index |                       | 水泥及其製品類<br>Cement &<br>Related Products |                       | 砂 石 及 級 配 類<br>Sand &<br>Crushed Stone |                       |
|-----------------------|------------------------|-----------------------|---|-----------------------|--|-----------------------|
|                       | 民國90年=100<br>2001=100  | 民國95年=100<br>2006=100 | 民國90年=100<br>2001=100                   | 民國95年=100<br>2006=100 | 民國90年=100<br>2001=100                  | 民國95年=100<br>2006=100 |
| <b>民國 91 年 2002</b>   | <b>101.33</b>          |                       | <b>101.75</b>                           |                       | <b>102.87</b>                          |                       |
| <b>民國 92 年 2003</b>   | <b>105.54</b>          |                       | <b>104.44</b>                           |                       | <b>106.51</b>                          |                       |
| <b>民國 93 年 2004</b>   | <b>119.47</b>          |                       | <b>117.54</b>                           |                       | <b>119.77</b>                          |                       |
| <b>民國 94 年 2005</b>   | <b>120.27</b>          |                       | <b>120.23</b>                           |                       | <b>122.87</b>                          |                       |
| <b>民國 95 年 2006</b>   | <b>127.46</b>          | <b>100.00</b>         | <b>131.52</b>                           | <b>100.00</b>         | <b>134.44</b>                          | <b>100.00</b>         |
| 6 月 June              | 129.73                 | 101.78                | 136.62                                  | 103.88                | 137.45                                 | 102.24                |
| 7 月 July              | 129.78                 | 101.82                | 136.62                                  | 103.88                | 137.45                                 | 102.24                |
| 8 月 Aug.              | 129.35                 | 101.48                | 136.62                                  | 103.88                | 138.13                                 | 102.74                |
| 9 月 Sept.             | 129.90                 | 101.91                | 136.62                                  | 103.88                | 138.47                                 | 103.00                |
| 10 月 Oct.             | 130.88                 | 102.68                | 136.62                                  | 103.88                | 137.34                                 | 102.16                |
| 11 月 Nov.             | 131.33                 | 103.04                | 136.62                                  | 103.88                | 137.34                                 | 102.16                |
| 12 月 Dec.             | 131.09                 | 102.85                | 136.62                                  | 103.88                | 137.34                                 | 102.16                |
| <b>民國 96 年 2007</b>   | <b>137.93</b>          | <b>108.21</b>         | <b>141.35</b>                           | <b>107.47</b>         | <b>149.65</b>                          | <b>111.31</b>         |
| 1 月 Jan.              | 131.58                 | 103.23                | 136.62                                  | 103.88                | 137.34                                 | 102.16                |
| 2 月 Feb.              | 133.09                 | 104.42                | 136.62                                  | 103.88                | 137.34                                 | 102.16                |
| 3 月 Mar.              | 135.12                 | 106.01                | 136.62                                  | 103.88                | 137.34                                 | 102.16                |
| 4 月 Apr.              | 135.79                 | 106.54                | 136.62                                  | 103.88                | 144.14                                 | 107.22                |
| 5 月 May               | 138.05                 | 108.31                | 143.72                                  | 109.28                | 152.35                                 | 113.32                |
| 6 月 June              | 139.35                 | 109.33                | 143.72                                  | 109.28                | 152.35                                 | 113.32                |
| 7 月 July              | 138.81                 | 108.90                | 143.72                                  | 109.28                | 155.30                                 | 115.52                |
| 8 月 Aug.              | 138.28                 | 108.49                | 143.72                                  | 109.28                | 155.30                                 | 115.52                |
| 9 月 Sept.             | 139.47                 | 109.42                | 143.72                                  | 109.28                | 154.32                                 | 114.79                |
| 10 月 Oct.             | 141.06                 | 110.67                | 143.72                                  | 109.28                | 152.75                                 | 113.62                |
| 11 月 Nov.             | 141.13                 | 110.72                | 143.72                                  | 109.28                | 155.70                                 | 115.81                |
| 12 月 Dec.             | 143.43                 | 112.53                | 143.72                                  | 109.28                | 161.60                                 | 120.20                |
| <b>民國 97 年 2008</b>   | <b>156.89</b>          | <b>123.09</b>         | <b>152.69</b>                           | <b>116.10</b>         | <b>163.91</b>                          | <b>121.92</b>         |
| 1 月 Jan.              | 146.77                 | 115.15                | 144.50                                  | 109.87                | 170.94                                 | 127.15                |
| 2 月 Feb.              | 149.18                 | 117.04                | 144.50                                  | 109.87                | 170.94                                 | 127.15                |
| 3 月 Mar.              | 154.57                 | 121.27                | 150.18                                  | 114.19                | 170.40                                 | 126.75                |
| 4 月 Apr.              | 160.24                 | 125.72                | 154.59                                  | 117.54                | 168.01                                 | 124.97                |
| 5 月 May               | 162.86                 | 127.77                | 154.61                                  | 117.56                | 163.94                                 | 121.94                |
| 6 月 June              | 167.19                 | 131.17                | 154.61                                  | 117.56                | 161.64                                 | 120.23                |
| 7 月 July              | 167.25                 | 131.22                | 154.61                                  | 117.56                | 161.64                                 | 120.23                |
| 8 月 Aug.              | 163.79                 | 128.50                | 155.80                                  | 118.46                | 161.64                                 | 120.23                |
| 9 月 Sept.             | 160.08                 | 125.59                | 155.06                                  | 117.90                | 161.64                                 | 120.23                |
| 10 月 Oct.             | 154.49                 | 121.21                | 155.06                                  | 117.90                | 161.64                                 | 120.23                |
| 11 月 Nov.             | 149.03                 | 116.92                | 154.38                                  | 117.38                | 158.71                                 | 118.05                |
| 12 月 Dec.             | 147.19                 | 115.48                | 154.38                                  | 117.38                | 155.78                                 | 115.87                |
| <b>民國 98 年 2009</b>   |                        |                       |   |                       |  |                       |
| 1 月 Jan.              | 146.83                 | 115.20                | 152.64                                  | 116.06                | 152.83                                 | 113.68                |
| 2 月 Feb.              | 146.41                 | 114.87                | 153.12                                  | 116.42                | 152.83                                 | 113.68                |
| 3 月 Mar.              | 144.65                 | 113.49                | 151.68                                  | 115.33                | 152.83                                 | 113.68                |
| 4 月 Apr.              | 144.04                 | 113.01                | 151.52                                  | 115.21                | 152.83                                 | 113.68                |
| 5 月 May               | 143.29                 | 112.42                | 150.74                                  | 114.61                | 152.83                                 | 113.68                |
| 6 月 June              | 143.01                 | 112.20                | 148.14                                  | 112.64                | 141.83                                 | 105.50                |

附註：1.本銜接表列數字，係根據不同基期資料計算。2.表列正體字係採用物價資料計算之數字；斜體字係根據 95(90)年年指數在不同基期

### Appendix 3 Splicing Table of Construction Cost Indices in Taipei

| 磚瓦瓷類                  |                       | 金屬製品類                 |                       | 木材及其製品類                   |                       | 塑膠製品類                 |                       |
|-----------------------|-----------------------|-----------------------|-----------------------|---------------------------|-----------------------|-----------------------|-----------------------|
| Brick & Tiles         |                       | Metal Products        |                       | Timber & Related Products |                       | Plastic Products      |                       |
| 民國90年=100<br>2001=100 | 民國95年=100<br>2006=100 | 民國90年=100<br>2001=100 | 民國95年=100<br>2006=100 | 民國90年=100<br>2001=100     | 民國95年=100<br>2006=100 | 民國90年=100<br>2001=100 | 民國95年=100<br>2006=100 |
| <b>100.18</b>         |                       | <b>109.93</b>         |                       | <b>103.88</b>             |                       | <b>102.44</b>         |                       |
| <b>101.33</b>         |                       | <b>130.54</b>         |                       | <b>103.42</b>             |                       | <b>102.22</b>         |                       |
| <b>105.88</b>         |                       | <b>179.15</b>         |                       | <b>119.45</b>             |                       | <b>115.53</b>         |                       |
| <b>108.98</b>         |                       | <b>167.99</b>         |                       | <b>131.52</b>             |                       | <b>123.53</b>         |                       |
| <b>113.24</b>         | <b>100.00</b>         | <b>179.47</b>         | <b>100.00</b>         | <b>135.47</b>             | <b>100.00</b>         | <b>131.53</b>         | <b>100.00</b>         |
| 114.51                | 101.12                | 184.67                | 102.90                | 136.03                    | 100.41                | 129.68                | 98.59                 |
| 114.51                | 101.12                | 184.54                | 102.82                | 136.11                    | 100.47                | 129.68                | 98.59                 |
| 114.51                | 101.12                | 181.36                | 101.05                | 136.27                    | 100.59                | 129.75                | 98.65                 |
| 114.51                | 101.12                | 183.52                | 102.26                | 136.51                    | 100.77                | 138.47                | 105.28                |
| 115.10                | 101.64                | 186.25                | 103.78                | 137.74                    | 101.68                | 138.65                | 105.41                |
| 115.10                | 101.64                | 187.77                | 104.62                | 137.98                    | 101.85                | 134.90                | 102.56                |
| 115.10                | 101.64                | 187.20                | 104.31                | 138.11                    | 101.95                | 134.90                | 102.56                |
| <b>116.71</b>         | <b>103.06</b>         | <b>214.63</b>         | <b>119.59</b>         | <b>137.15</b>             | <b>101.24</b>         | <b>133.81</b>         | <b>101.73</b>         |
| 115.10                | 101.64                | 191.03                | 106.44                | 136.87                    | 101.03                | 134.35                | 102.14                |
| 115.10                | 101.64                | 199.86                | 111.36                | 136.87                    | 101.03                | 134.70                | 102.41                |
| 115.10                | 101.64                | 210.77                | 117.44                | 136.89                    | 101.05                | 134.70                | 102.41                |
| 116.89                | 103.22                | 211.76                | 117.99                | 137.27                    | 101.33                | 134.70                | 102.41                |
| 116.89                | 103.22                | 214.21                | 119.36                | 137.27                    | 101.33                | 134.70                | 102.41                |
| 116.89                | 103.22                | 217.99                | 121.46                | 137.27                    | 101.33                | 138.28                | 105.13                |
| 117.21                | 103.51                | 214.81                | 119.69                | 137.27                    | 101.33                | 135.58                | 103.08                |
| 117.21                | 103.51                | 211.41                | 117.80                | 137.87                    | 101.77                | 131.32                | 99.84                 |
| 117.21                | 103.51                | 217.27                | 121.06                | 137.05                    | 101.17                | 131.32                | 99.84                 |
| 117.21                | 103.51                | 225.44                | 125.61                | 137.05                    | 101.17                | 132.03                | 100.38                |
| 117.84                | 104.06                | 224.84                | 125.28                | 137.05                    | 101.17                | 132.03                | 100.38                |
| 117.84                | 104.06                | 236.17                | 131.59                | 137.05                    | 101.17                | 132.03                | 100.38                |
| <b>124.22</b>         | <b>109.70</b>         | <b>283.62</b>         | <b>158.03</b>         | <b>141.54</b>             | <b>104.48</b>         | <b>137.73</b>         | <b>104.71</b>         |
| 117.84                | 104.06                | 255.66                | 142.45                | 137.05                    | 101.17                | 136.05                | 103.44                |
| 117.84                | 104.06                | 270.93                | 150.96                | 137.05                    | 101.17                | 136.05                | 103.44                |
| 118.30                | 104.47                | 292.45                | 162.95                | 137.05                    | 101.17                | 136.05                | 103.44                |
| 120.90                | 106.76                | 311.34                | 173.48                | 137.01                    | 101.14                | 136.05                | 103.44                |
| 120.90                | 106.76                | 326.90                | 182.15                | 138.95                    | 102.57                | 136.24                | 103.58                |
| 124.96                | 110.35                | 345.30                | 192.40                | 144.71                    | 106.82                | 136.24                | 103.58                |
| 125.41                | 110.75                | 339.66                | 189.26                | 147.73                    | 109.05                | 139.05                | 105.72                |
| 127.97                | 113.01                | 310.73                | 173.14                | 147.73                    | 109.05                | 144.96                | 110.21                |
| 129.14                | 114.04                | 279.87                | 155.94                | 147.73                    | 109.05                | 144.96                | 110.21                |
| 129.14                | 114.04                | 245.78                | 136.95                | 144.57                    | 106.72                | 136.90                | 104.08                |
| 129.14                | 114.04                | 215.45                | 120.05                | 143.48                    | 105.91                | 136.58                | 103.84                |
| 129.14                | 114.04                | 209.41                | 116.68                | 135.42                    | 99.96                 | 133.57                | 101.55                |
| 129.14                | 114.04                | 210.79                | 117.45                | 135.35                    | 99.91                 | 132.65                | 100.85                |
| 129.14                | 114.04                | 209.57                | 116.77                | 135.35                    | 99.91                 | 132.65                | 100.85                |
| 129.14                | 114.04                | 199.80                | 111.33                | 135.35                    | 99.91                 | 137.00                | 104.16                |
| 127.58                | 112.66                | 196.45                | 109.46                | 134.93                    | 99.60                 | 137.00                | 104.16                |
| 127.58                | 112.66                | 192.82                | 107.44                | 134.93                    | 99.60                 | 136.88                | 104.07                |
| 127.23                | 112.35                | 195.08                | 108.70                | 134.71                    | 99.44                 | 137.34                | 104.42                |

年之比例推算而得。

附錄3 臺北市營造工程物價指數銜接表(續)

| 年 月 別<br>Year & Month | 油 漆 塗 裝 類<br>Paints   |                       | 電 梯 與 電 器 用 品 類<br>Elevator &<br>Electrical Apparatus |                       | 瀝 青 及 其 製 品 類<br>Asphalt &<br>Related Products |                       |
|-----------------------|-----------------------|-----------------------|---|-----------------------|--|-----------------------|
|                       | 民國90年=100<br>2001=100 | 民國95年=100<br>2006=100 | 民國90年=100<br>2001=100                                 | 民國95年=100<br>2006=100 | 民國90年=100<br>2001=100                          | 民國95年=100<br>2006=100 |
|                       | <b>民國 91 年 2002</b>   | <b>98.98</b>          |   | <b>94.51</b>          |  | <b>102.15</b>         |
| <b>民國 92 年 2003</b>   | <b>99.00</b>          |                       | <b>91.15</b>  |                       | <b>102.62</b>                                  |                       |
| <b>民國 93 年 2004</b>   | <b>100.05</b>         |                       | <b>98.63</b>  |                       | <b>109.49</b>                                  |                       |
| <b>民國 94 年 2005</b>   | <b>103.79</b>         |                       | <b>105.39</b>   |                       | <b>113.12</b>                                  |                       |
| <b>民國 95 年 2006</b>   | <b>103.21</b>         | <b>100.00</b>         | <b>122.81</b>   | <b>100.00</b>         | <b>128.02</b>                                  | <b>100.00</b>         |
| 6 月 June              | 103.07                | 99.86                 | 126.00  | 102.60                | 130.57   | 101.99                |
| 7 月 July              | 103.07                | 99.86                 | 127.89  | 104.14                | 130.57   | 101.99                |
| 8 月 Aug.              | 103.07                | 99.86                 | 129.13  | 105.15                | 130.57   | 101.99                |
| 9 月 Sept.             | 103.07                | 99.86                 | 129.39  | 105.36                | 130.57   | 101.99                |
| 10 月 Oct.             | 103.07                | 99.86                 | 129.39  | 105.36                | 135.19   | 105.60                |
| 11 月 Nov.             | 103.07                | 99.86                 | 129.17  | 105.18                | 135.01   | 105.46                |
| 12 月 Dec.             | 103.07                | 99.86                 | 127.81  | 104.07                | 135.01   | 105.46                |
| <b>民國 96 年 2007</b>   | <b>104.23</b>         | <b>100.99</b>         | <b>129.29</b>   | <b>105.28</b>         | <b>137.87</b>                                  | <b>107.69</b>         |
| 1 月 Jan.              | 103.18                | 99.97                 | 124.11  | 101.06                | 135.01   | 105.46                |
| 2 月 Feb.              | 103.74                | 100.51                | 122.30  | 99.58                 | 134.52   | 105.08                |
| 3 月 Mar.              | 103.74                | 100.51                | 122.47  | 99.72                 | 134.27   | 104.88                |
| 4 月 Apr.              | 103.74                | 100.51                | 127.86  | 104.11                | 134.27   | 104.88                |
| 5 月 May               | 103.74                | 100.51                | 132.17  | 107.62                | 134.27   | 104.88                |
| 6 月 June              | 103.74                | 100.51                | 132.67  | 108.03                | 138.95   | 108.54                |
| 7 月 July              | 103.74                | 100.51                | 131.60  | 107.16                | 138.95   | 108.54                |
| 8 月 Aug.              | 104.80                | 101.54                | 132.31  | 107.74                | 138.95   | 108.54                |
| 9 月 Sept.             | 104.80                | 101.54                | 131.32  | 106.93                | 141.10   | 110.22                |
| 10 月 Oct.             | 104.80                | 101.54                | 131.57  | 107.13                | 141.10   | 110.22                |
| 11 月 Nov.             | 105.38                | 102.10                | 132.42  | 107.83                | 141.10   | 110.22                |
| 12 月 Dec.             | 105.38                | 102.10                | 130.70  | 106.42                | 141.95   | 110.88                |
| <b>民國 97 年 2008</b>   | <b>113.22</b>         | <b>109.70</b>         | <b>133.44</b>   | <b>108.66</b>         | <b>193.11</b>                                  | <b>150.85</b>         |
| 1 月 Jan.              | 105.38                | 102.10                | 130.04  | 105.89                | 142.33   | 111.18                |
| 2 月 Feb.              | 105.38                | 102.10                | 131.32  | 106.93                | 142.33   | 111.18                |
| 3 月 Mar.              | 105.38                | 102.10                | 133.16  | 108.43                | 158.08   | 123.48                |
| 4 月 Apr.              | 105.38                | 102.10                | 134.70  | 109.68                | 185.83   | 145.16                |
| 5 月 May               | 115.32                | 111.73                | 135.88  | 110.64                | 185.83   | 145.16                |
| 6 月 June              | 116.27                | 112.65                | 136.10  | 110.82                | 193.22   | 150.93                |
| 7 月 July              | 116.27                | 112.65                | 136.56  | 111.20                | 196.92   | 153.82                |
| 8 月 Aug.              | 117.08                | 113.44                | 136.93  | 111.50                | 205.57   | 160.58                |
| 9 月 Sept.             | 117.49                | 113.84                | 136.16  | 110.87                | 227.94   | 178.05                |
| 10 月 Oct.             | 118.24                | 114.56                | 134.82  | 109.78                | 227.43   | 177.65                |
| 11 月 Nov.             | 118.24                | 114.56                | 129.48  | 105.43                | 227.43   | 177.65                |
| 12 月 Dec.             | 118.24                | 114.56                | 126.16  | 102.73                | 224.44   | 175.32                |
| <b>民國 98 年 2009</b>   |                       |                       |   |                       |  |                       |
| 1 月 Jan.              | 118.24                | 114.56                | 123.72  | 100.74                | 223.93   | 174.92                |
| 2 月 Feb.              | 118.24                | 114.56                | 124.04  | 101.00                | 223.93   | 174.92                |
| 3 月 Mar.              | 118.24                | 114.56                | 124.17  | 101.11                | 223.93   | 174.92                |
| 4 月 Apr.              | 117.87                | 114.20                | 124.52  | 101.39                | 223.93   | 174.92                |
| 5 月 May               | 117.87                | 114.20                | 125.66  | 102.32                | 223.93   | 174.92                |
| 6 月 June              | 117.87                | 114.20                | 125.89  | 102.51                | 224.80   | 175.60                |

附註：1.本銜接表列數字，係根據不同基期資料計算。2.表列正體字係採用物價資料計算之數字；斜體字係根據95(90)年年指數在不同基期

### Appendix 3 Splicing Table of Construction Cost Indices in Taipei(Cont.)

| 雜 項 類<br>Miscellaneous<br>Products |                       | 勞 務 類<br>Services     |                       | 按 工 程 性 質 別 分 類 指 數<br>Indices of Construction Cost by Engineering's Classification |                       |   |                       |
|------------------------------------|-----------------------|-----------------------|-----------------------|---|-----------------------|---|-----------------------|
|                                    |                       |                       |                       | 建 築 工 程 類<br>Building Construction  |                       | 土 木 工 程 類<br>Civil Engineering Construction |                       |
| 民國90年=100<br>2001=100              | 民國95年=100<br>2006=100 | 民國90年=100<br>2001=100 | 民國95年=100<br>2006=100 | 民國90年=100<br>2001=100   | 民國95年=100<br>2006=100 | 民國90年=100<br>2001=100                       | 民國95年=100<br>2006=100 |
| <b>98.61</b>                       |                       | <b>97.56</b>          |                       | <b>100.97</b>   |                       | <b>101.64</b>                               |                       |
| <b>98.73</b>                       |                       | <b>97.01</b>          |                       | <b>104.95</b>   |                       | <b>106.09</b>                               |                       |
| <b>103.47</b>                      |                       | <b>98.29</b>          |                       | <b>119.60</b>   |                       | <b>119.53</b>                               |                       |
| <b>107.50</b>                      |                       | <b>100.94</b>         |                       | <b>120.69</b>   |                       | <b>120.13</b>                               |                       |
| <b>109.33</b>                      | <b>100.00</b>         | <b>102.14</b>         | <b>100.00</b>         | <b>128.59</b>   | <b>100.00</b>         | <b>126.85</b>                               | <b>100.00</b>         |
| 109.32                             | 99.99                 | 102.03                | 99.89                 | 130.57  | 101.54                | 129.33                                      | 101.96                |
| 109.76                             | 100.39                | 101.94                | 99.80                 | 130.74  | 101.67                | 129.30                                      | 101.93                |
| 110.21                             | 100.80                | 102.05                | 99.91                 | 130.58  | 101.55                | 128.68                                      | 101.44                |
| 110.21                             | 100.80                | 102.11                | 99.97                 | 131.41  | 102.19                | 129.05                                      | 101.73                |
| 110.21                             | 100.80                | 102.48                | 100.33                | 132.35  | 102.92                | 130.06                                      | 102.53                |
| 110.21                             | 100.80                | 103.08                | 100.92                | 133.18  | 103.57                | 130.25                                      | 102.68                |
| 110.21                             | 100.80                | 102.89                | 100.73                | 132.78  | 103.26                | 130.12                                      | 102.58                |
| <b>112.93</b>                      | <b>103.29</b>         | <b>103.44</b>         | <b>101.27</b>         | <b>139.96</b>   | <b>108.84</b>         | <b>136.75</b>                               | <b>107.80</b>         |
| 111.27                             | 101.77                | 102.80                | 100.65                | 133.22  | 103.60                | 130.66                                      | 103.00                |
| 111.27                             | 101.77                | 102.80                | 100.65                | 134.97  | 104.96                | 132.01                                      | 104.07                |
| 111.27                             | 101.77                | 102.88                | 100.72                | 137.36  | 106.82                | 133.79                                      | 105.47                |
| 111.27                             | 101.77                | 102.88                | 100.72                | 138.73  | 107.89                | 133.99                                      | 105.63                |
| 111.18                             | 101.69                | 103.07                | 100.91                | 141.21  | 109.81                | 136.11                                      | 107.30                |
| 111.99                             | 102.43                | 103.53                | 101.36                | 142.26  | 110.63                | 137.58                                      | 108.46                |
| 112.52                             | 102.92                | 103.58                | 101.41                | 141.24  | 109.84                | 137.36                                      | 108.29                |
| 114.23                             | 104.48                | 103.64                | 101.47                | 140.16  | 109.00                | 137.21                                      | 108.17                |
| 114.23                             | 104.48                | 103.78                | 101.61                | 140.77  | 109.47                | 138.78                                      | 109.40                |
| 114.23                             | 104.48                | 104.07                | 101.89                | 142.40  | 110.74                | 140.34                                      | 110.63                |
| 115.11                             | 105.29                | 104.09                | 101.91                | 142.56  | 110.86                | 140.35                                      | 110.64                |
| 116.64                             | 106.69                | 104.11                | 101.93                | 144.68  | 112.51                | 142.77                                      | 112.55                |
| <b>123.54</b>                      | <b>113.00</b>         | <b>106.01</b>         | <b>103.79</b>         | <b>154.75</b>   | <b>120.35</b>         | <b>159.57</b>                               | <b>125.80</b>         |
| 117.17                             | 107.17                | 104.01                | 101.83                | 147.81  | 114.95                | 146.32                                      | 115.35                |
| 117.54                             | 107.51                | 103.88                | 101.70                | 150.42  | 116.98                | 148.55                                      | 117.11                |
| 118.35                             | 108.25                | 104.11                | 101.93                | 155.13  | 120.64                | 154.62                                      | 121.89                |
| 121.24                             | 110.89                | 104.63                | 102.44                | 159.26  | 123.85                | 161.82                                      | 127.57                |
| 121.26                             | 110.91                | 104.83                | 102.63                | 162.10  | 126.06                | 164.22                                      | 129.46                |
| 123.95                             | 113.37                | 106.39                | 104.16                | 165.75  | 128.90                | 169.22                                      | 133.40                |
| 125.00                             | 114.33                | 107.53                | 105.28                | 165.25  | 128.51                | 169.86                                      | 133.91                |
| 127.49                             | 116.61                | 107.71                | 105.45                | 161.26  | 125.41                | 166.90                                      | 131.57                |
| 127.14                             | 116.29                | 107.73                | 105.47                | 155.84  | 121.19                | 164.83                                      | 129.94                |
| 128.00                             | 117.08                | 107.51                | 105.26                | 149.55  | 116.30                | 159.91                                      | 126.06                |
| 127.80                             | 116.89                | 107.14                | 104.90                | 143.33  | 111.46                | 155.16                                      | 122.32                |
| 127.54                             | 116.66                | 106.68                | 104.44                | 141.32  | 109.90                | 153.48                                      | 120.99                |
| 127.86                             | 116.95                | 106.58                | 104.35                | 140.96  | 109.62                | 153.12                                      | 120.71                |
| 128.00                             | 117.08                | 105.88                | 103.66                | 140.66  | 109.39                | 152.58                                      | 120.28                |
| 128.00                             | 117.08                | 105.75                | 103.53                | 138.90  | 108.02                | 150.81                                      | 118.89                |
| 128.57                             | 117.60                | 105.55                | 103.34                | 138.54  | 107.74                | 149.96                                      | 118.22                |
| 128.51                             | 117.54                | 105.27                | 103.06                | 138.03  | 107.34                | 148.97                                      | 117.44                |
| 128.62                             | 117.64                | 105.15                | 102.95                | 137.96  | 107.29                | 148.48                                      | 117.05                |

年之比例推算而得。

## 附錄4 臺北市營造工程物價總指數銜接表

基期：民國95年平均=100

| 月 Month<br>年 Year | 1 月<br>Jan. | 2 月<br>Feb. | 3 月<br>Mar. | 4 月<br>Apr. | 5 月<br>May | 6 月<br>June   |
|-------------------|-------------|-------------|-------------|-------------|------------|---------------|
| 民國 70 年 1981      | 46.67       | 47.68       | 48.03       | 48.10       | 47.67      | 46.97         |
| 民國 71 年 1982      | 47.62       | 47.54       | 47.36       | 47.17       | 47.03      | 46.95         |
| 民國 72 年 1983      | 45.76       | 46.24       | 46.66       | 46.84       | 46.95      | 46.98         |
| 民國 73 年 1984      | 47.72       | 47.98       | 47.63       | 47.80       | 47.92      | 47.91         |
| 民國 74 年 1985      | 48.27       | 48.27       | 48.24       | 48.24       | 47.87      | 47.48         |
| 民國 75 年 1986      | 47.51       | 47.51       | 47.49       | 47.98       | 48.09      | 48.12         |
| 民國 76 年 1987      | 48.26       | 48.33       | 48.60       | 48.60       | 48.56      | 48.35         |
| 民國 77 年 1988      | 50.86       | 51.07       | 51.85       | 50.93       | 51.00      | 51.11         |
| 民國 78 年 1989      | 54.92       | 55.23       | 56.86       | 57.52       | 58.21      | 57.97         |
| 民國 79 年 1990      | 61.96       | 61.93       | 61.99       | 62.33       | 62.25      | 62.32         |
| 民國 80 年 1991      | 67.03       | 67.28       | 67.08       | 67.12       | 66.99      | 66.60         |
| 民國 81 年 1992      | 66.88       | 67.43       | 70.30       | 71.04       | 71.10      | 71.38         |
| 民國 82 年 1993      | 76.98       | 76.54       | 76.82       | 77.59       | 77.54      | 77.69         |
| 民國 83 年 1994      | 76.27       | 76.58       | 76.44       | 76.42       | 76.30      | 75.91         |
| 民國 84 年 1995      | 76.46       | 77.02       | 77.39       | 77.88       | 77.72      | 78.05         |
| 民國 85 年 1996      | 78.35       | 78.25       | 78.17       | 78.08       | 78.04      | 77.53         |
| 民國 86 年 1997      | 77.40       | 77.39       | 77.61       | 78.12       | 78.19      | 78.13         |
| 民國 87 年 1998      | 79.54       | 80.96       | 81.39       | 81.19       | 81.08      | 81.58         |
| 民國 88 年 1999      | 79.68       | 79.97       | 79.92       | 79.89       | 79.81      | 79.57         |
| 民國 89 年 2000      | 79.22       | 79.55       | 79.67       | 79.73       | 79.69      | 79.64         |
| 民國 90 年 2001      | 78.28       | 78.13       | 78.05       | 77.42       | 77.04      | 79.46         |
| 民國 91 年 2002      | 78.69       | 78.98       | 79.05       | 79.07       | 79.22      | 80.19         |
| 民國 92 年 2003      | 81.18       | 82.57       | 83.12       | 82.79       | 81.57      | 81.63         |
| 民國 93 年 2004      | 88.64       | 92.44       | 94.32       | 93.92       | 92.97      | 92.37         |
| 民國 94 年 2005      | 93.98       | 94.88       | 95.28       | 95.17       | 94.49      | 93.30         |
| 民國 95 年 2006      | 94.41       | 94.80       | 95.79       | 97.59       | 101.81     | 101.78        |
| 民國 96 年 2007      | 103.23      | 104.42      | 106.01      | 106.54      | 108.31     | 109.33        |
| 民國 97 年 2008      | 115.15      | 117.04      | 121.27      | 125.72      | 127.77     | 131.17        |
| 民國 98 年 2009      | 115.20      | 114.87      | 113.49      | 113.01      | 112.42     | <b>112.20</b> |



### Appendix 4 Splicing Table of Construction Cost Index in Taipei

Base : 2006=100

| 7 月<br>July | 8 月<br>Aug. | 9 月<br>Sept. | 10 月<br>Oct. | 11 月<br>Nov. | 12 月<br>Dec. | 年 指 數<br>Yearly<br>Index |
|-------------|-------------|--------------|--------------|--------------|--------------|--------------------------|
| 47.00       | 47.14       | 47.07        | 47.00        | 46.94        | 46.92        | 47.26                    |
| 46.28       | 46.18       | 46.77        | 46.84        | 46.64        | 45.91        | 46.85                    |
| 47.61       | 47.58       | 47.37        | 47.61        | 47.61        | 47.74        | 47.08                    |
| 47.94       | 48.16       | 48.10        | 48.09        | 48.13        | 48.27        | 47.98                    |
| 47.32       | 47.24       | 47.13        | 47.11        | 47.21        | 47.45        | 47.65                    |
| 48.09       | 47.85       | 47.98        | 48.33        | 48.53        | 48.53        | 48.01                    |
| 50.01       | 50.20       | 49.91        | 51.67        | 51.64        | 51.40        | 49.63                    |
| 51.71       | 52.10       | 52.09        | 54.10        | 55.18        | 55.01        | 52.25                    |
| 59.01       | 60.25       | 60.87        | 60.94        | 61.20        | 61.93        | 58.74                    |
| 61.87       | 66.03       | 66.38        | 66.80        | 66.95        | 66.88        | 63.97                    |
| 66.82       | 66.59       | 66.63        | 66.69        | 67.01        | 66.87        | 66.89                    |
| 73.41       | 73.23       | 73.83        | 73.97        | 74.11        | 76.38        | 71.92                    |
| 77.06       | 77.18       | 77.18        | 77.06        | 76.94        | 76.69        | 77.11                    |
| 75.58       | 75.80       | 75.81        | 76.04        | 75.80        | 75.58        | 76.05                    |
| 78.11       | 78.45       | 78.54        | 78.53        | 78.60        | 78.54        | 77.95                    |
| 77.47       | 77.45       | 77.55        | 77.49        | 77.29        | 77.46        | 77.77                    |
| 77.82       | 76.92       | 76.82        | 77.66        | 77.86        | 78.21        | 77.68                    |
| 81.92       | 81.89       | 81.58        | 81.29        | 80.82        | 80.19        | 81.12                    |
| 79.67       | 79.54       | 79.52        | 79.81        | 79.59        | 79.27        | 79.69                    |
| 79.41       | 78.96       | 78.50        | 78.64        | 78.64        | 78.46        | 79.18                    |
| 79.93       | 79.68       | 78.37        | 78.39        | 78.35        | 78.33        | 78.46                    |
| 80.12       | 79.93       | 79.45        | 79.37        | 79.70        | 80.15        | 79.50                    |
| 82.54       | 82.98       | 83.14        | 83.37        | 83.59        | 85.18        | 82.80                    |
| 94.56       | 95.17       | 95.04        | 95.81        | 94.92        | 94.56        | 93.73                    |
| 93.38       | 93.69       | 94.46        | 94.74        | 94.52        | 94.41        | 94.36                    |
| 101.82      | 101.48      | 101.91       | 102.68       | 103.04       | 102.85       | 100.00                   |
| 108.90      | 108.49      | 109.42       | 110.67       | 110.72       | 112.53       | 108.21                   |
| 131.22      | 128.50      | 125.59       | 121.21       | 116.92       | 115.48       | 123.09                   |

## 附錄5 臺北市房屋租金指數銜接表

基期：民國95年平均=100

| 月 Month |      | 1 月    | 2 月    | 3 月    | 4 月    | 5 月    | 6 月           |
|---------|------|--------|--------|--------|--------|--------|---------------|
|         |      | Jan.   | Feb.   | Mar.   | Apr.   | May    | June          |
| 年 Year  |      |        |        |        |        |        |               |
| 民國 57 年 | 1968 | 24.17  | 24.17  | 24.17  | 26.48  | 26.48  | 26.48         |
| 民國 58 年 | 1969 | 26.48  | 26.48  | 26.48  | 26.48  | 26.48  | 26.48         |
| 民國 59 年 | 1970 | 26.48  | 26.48  | 26.48  | 26.48  | 26.48  | 26.48         |
| 民國 60 年 | 1971 | 26.48  | 26.48  | 26.48  | 26.48  | 26.48  | 26.48         |
| 民國 61 年 | 1972 | 29.42  | 29.42  | 29.42  | 29.42  | 29.42  | 29.42         |
| 民國 62 年 | 1973 | 29.42  | 29.42  | 29.42  | 29.42  | 29.42  | 29.42         |
| 民國 63 年 | 1974 | 32.08  | 34.50  | 34.50  | 34.50  | 34.50  | 34.50         |
| 民國 64 年 | 1975 | 35.70  | 35.70  | 35.70  | 35.70  | 35.70  | 35.70         |
| 民國 65 年 | 1976 | 37.38  | 37.38  | 37.38  | 37.38  | 37.38  | 37.38         |
| 民國 66 年 | 1977 | 38.11  | 38.11  | 38.11  | 38.09  | 38.09  | 38.83         |
| 民國 67 年 | 1978 | 38.83  | 38.83  | 38.83  | 38.83  | 38.83  | 38.83         |
| 民國 68 年 | 1979 | 41.12  | 40.81  | 41.55  | 41.56  | 41.56  | 41.56         |
| 民國 69 年 | 1980 | 44.90  | 44.90  | 45.66  | 46.40  | 47.29  | 47.99         |
| 民國 70 年 | 1981 | 50.61  | 50.74  | 51.57  | 51.65  | 51.94  | 52.13         |
| 民國 71 年 | 1982 | 53.99  | 53.99  | 53.99  | 53.99  | 53.97  | 53.97         |
| 民國 72 年 | 1983 | 58.05  | 58.01  | 58.15  | 58.14  | 58.26  | 58.25         |
| 民國 73 年 | 1984 | 59.53  | 59.56  | 59.60  | 59.64  | 59.64  | 59.64         |
| 民國 74 年 | 1985 | 60.52  | 60.52  | 60.60  | 60.61  | 60.79  | 60.96         |
| 民國 75 年 | 1986 | 61.12  | 61.56  | 61.77  | 61.74  | 61.84  | 61.82         |
| 民國 76 年 | 1987 | 60.94  | 61.08  | 61.08  | 61.08  | 61.08  | 61.08         |
| 民國 77 年 | 1988 | 61.11  | 61.11  | 61.11  | 61.11  | 61.37  | 61.37         |
| 民國 78 年 | 1989 | 64.37  | 64.46  | 64.54  | 65.13  | 65.55  | 65.96         |
| 民國 79 年 | 1990 | 72.95  | 73.23  | 73.66  | 74.50  | 75.86  | 76.39         |
| 民國 80 年 | 1991 | 81.54  | 82.40  | 82.97  | 83.31  | 83.81  | 84.01         |
| 民國 81 年 | 1992 | 86.13  | 86.58  | 86.91  | 87.34  | 87.56  | 87.97         |
| 民國 82 年 | 1993 | 90.60  | 90.75  | 91.01  | 91.60  | 91.76  | 91.98         |
| 民國 83 年 | 1994 | 94.46  | 95.44  | 95.86  | 95.91  | 95.97  | 96.00         |
| 民國 84 年 | 1995 | 98.10  | 98.39  | 98.88  | 98.93  | 99.41  | 99.39         |
| 民國 85 年 | 1996 | 100.96 | 101.03 | 101.24 | 101.37 | 101.37 | 101.34        |
| 民國 86 年 | 1997 | 102.39 | 102.52 | 102.79 | 102.81 | 102.96 | 102.90        |
| 民國 87 年 | 1998 | 104.16 | 104.57 | 104.61 | 104.71 | 104.73 | 105.13        |
| 民國 88 年 | 1999 | 105.09 | 105.16 | 105.04 | 105.04 | 104.96 | 104.84        |
| 民國 89 年 | 2000 | 105.09 | 104.92 | 105.01 | 105.01 | 105.04 | 105.04        |
| 民國 90 年 | 2001 | 105.09 | 105.08 | 105.06 | 104.45 | 104.41 | 104.40        |
| 民國 91 年 | 2002 | 103.16 | 103.09 | 103.01 | 102.86 | 102.45 | 102.50        |
| 民國 92 年 | 2003 | 101.39 | 101.23 | 101.16 | 100.99 | 100.91 | 100.98        |
| 民國 93 年 | 2004 | 100.07 | 99.98  | 99.94  | 99.76  | 99.67  | 99.57         |
| 民國 94 年 | 2005 | 99.66  | 99.67  | 99.67  | 99.68  | 99.73  | 99.73         |
| 民國 95 年 | 2006 | 99.78  | 100.01 | 100.01 | 100.02 | 100.02 | 100.02        |
| 民國 96 年 | 2007 | 100.03 | 99.98  | 99.98  | 99.99  | 100.02 | 100.02        |
| 民國 97 年 | 2008 | 101.20 | 101.35 | 101.35 | 101.36 | 101.36 | 101.36        |
| 民國 98 年 | 2009 | 101.40 | 101.37 | 101.35 | 101.25 | 101.15 | <b>101.15</b> |

## Appendix 5 Splicing Table of House Rent (for Residence) Index in Taipei

Base : 2006=100

| 7 月<br>July | 8 月<br>Aug. | 9 月<br>Sept. | 10 月<br>Oct. | 11 月<br>Nov. | 12 月<br>Dec. | 年 指 數<br>Yearly<br>Index |
|-------------|-------------|--------------|--------------|--------------|--------------|--------------------------|
| 26.48       | 26.48       | 26.48        | 26.48        | 26.48        | 26.48        | 25.90                    |
| 26.48       | 26.48       | 26.48        | 26.48        | 26.48        | 26.48        | 26.48                    |
| 26.48       | 26.48       | 26.48        | 26.48        | 26.48        | 26.48        | 26.48                    |
| 26.48       | 26.48       | 26.48        | 26.48        | 26.48        | 26.48        | 26.48                    |
| 29.42       | 29.42       | 29.42        | 29.42        | 29.42        | 29.42        | 29.42                    |
| 29.42       | 29.42       | 32.02        | 32.02        | 32.02        | 32.02        | 30.29                    |
| 34.50       | 34.79       | 34.79        | 34.79        | 34.79        | 34.79        | 34.42                    |
| 35.70       | 35.70       | 35.70        | 35.70        | 35.70        | 35.70        | 35.70                    |
| 37.38       | 37.38       | 37.38        | 37.37        | 37.37        | 37.36        | 37.38                    |
| 38.83       | 38.83       | 38.83        | 38.83        | 38.83        | 38.83        | 38.53                    |
| 38.83       | 39.57       | 40.36        | 40.36        | 40.36        | 41.12        | 39.46                    |
| 41.56       | 41.80       | 42.78        | 43.67        | 43.67        | 44.04        | 42.17                    |
| 48.08       | 49.10       | 49.70        | 49.88        | 50.32        | 50.44        | 47.89                    |
| 52.13       | 53.14       | 53.55        | 53.65        | 53.65        | 53.99        | 52.39                    |
| 53.97       | 54.33       | 55.27        | 55.94        | 57.30        | 58.09        | 54.91                    |
| 58.40       | 58.40       | 58.68        | 59.38        | 59.37        | 59.42        | 58.54                    |
| 59.73       | 59.73       | 59.73        | 59.70        | 59.82        | 59.91        | 59.69                    |
| 60.95       | 60.93       | 60.92        | 61.13        | 61.16        | 61.14        | 60.86                    |
| 61.80       | 61.80       | 61.78        | 61.76        | 61.85        | 61.83        | 61.72                    |
| 61.08       | 61.08       | 61.08        | 61.08        | 61.11        | 61.11        | 61.07                    |
| 61.37       | 61.37       | 61.38        | 61.43        | 61.43        | 61.75        | 61.32                    |
| 66.71       | 67.49       | 68.36        | 69.20        | 70.33        | 71.36        | 66.95                    |
| 77.03       | 78.18       | 78.98        | 79.69        | 80.42        | 80.99        | 76.82                    |
| 84.64       | 85.15       | 85.37        | 85.42        | 85.80        | 85.90        | 84.19                    |
| 88.24       | 88.67       | 89.25        | 89.72        | 89.98        | 90.25        | 88.22                    |
| 92.27       | 92.93       | 93.78        | 93.96        | 94.06        | 94.18        | 92.40                    |
| 96.58       | 96.64       | 96.89        | 97.36        | 97.37        | 97.79        | 96.35                    |
| 99.48       | 99.75       | 100.24       | 100.24       | 100.38       | 100.55       | 99.48                    |
| 101.62      | 101.78      | 102.33       | 102.39       | 101.88       | 101.93       | 101.61                   |
| 103.18      | 103.74      | 103.92       | 103.92       | 104.06       | 104.10       | 103.28                   |
| 105.10      | 105.03      | 105.34       | 105.30       | 105.22       | 105.12       | 104.92                   |
| 104.84      | 104.84      | 104.87       | 105.00       | 105.00       | 105.10       | 104.98                   |
| 105.04      | 105.04      | 105.10       | 105.15       | 105.15       | 105.09       | 105.06                   |
| 104.31      | 104.19      | 104.14       | 104.02       | 103.40       | 103.34       | 104.32                   |
| 102.30      | 102.12      | 102.07       | 102.07       | 102.20       | 101.77       | 102.47                   |
| 100.80      | 100.67      | 100.67       | 100.59       | 100.53       | 100.26       | 100.85                   |
| 99.49       | 99.49       | 99.56        | 99.57        | 99.47        | 99.47        | 99.67                    |
| 99.74       | 99.75       | 99.65        | 99.66        | 99.66        | 99.66        | 99.69                    |
| 100.03      | 100.03      | 100.03       | 100.04       | 100.02       | 100.02       | 100.00                   |
| 100.05      | 100.05      | 100.19       | 100.56       | 100.82       | 100.82       | 100.21                   |
| 101.37      | 101.54      | 101.54       | 101.63       | 101.60       | 101.54       | 101.43                   |

## 附錄6 臺灣地區躉售物價基本分類指數

公式：價比基期值加權算術平均式

| 年 月 別<br>Year & Month | 總 指 數<br>General Index | 農 產 品<br>Farm Products | 禽畜產品<br>Poultry & Livestock Products | 林 產 品<br>Forest Products | 水 產 品<br>Fishery Products | 土石及礦產品<br>Quarrying and Mineral Products | 食 品<br>Foods |
|-----------------------|------------------------|------------------------|--------------------------------------|--------------------------|---------------------------|--|--------------|
| 權 數 Weights           | <b>1000.00</b>         | <b>12.87</b>           | <b>6.60</b>                          | <b>0.41</b>              | <b>7.27</b>               | <b>57.59</b>                             | <b>18.50</b> |
| 項 數 No. of Items      | <b>1,123</b>           | <b>86</b>              | <b>6</b>                             | <b>2</b>                 | <b>32</b>                 | <b>12</b>                                | <b>55</b>    |

### 定 基 指 數

基期：民國95年平均=100

|              |               |               |               |               |               |               |               |
|--------------|---------------|---------------|---------------|---------------|---------------|---------------|---------------|
| 民國 92 年 2003 | <b>87.91</b>  | <b>86.51</b>  | <b>97.41</b>  | <b>73.77</b>  | <b>91.55</b>  | <b>51.99</b>  | <b>90.21</b>  |
| 民國 93 年 2004 | <b>94.09</b>  | <b>99.52</b>  | <b>109.57</b> | <b>88.88</b>  | <b>100.10</b> | <b>64.93</b>  | <b>96.23</b>  |
| 民國 94 年 2005 | <b>94.67</b>  | <b>103.12</b> | <b>109.14</b> | <b>92.75</b>  | <b>97.38</b>  | <b>82.95</b>  | <b>96.27</b>  |
| 民國 95 年 2006 | <b>100.00</b> | <b>100.00</b> | <b>100.00</b> | <b>100.00</b> | <b>100.00</b> | <b>100.00</b> | <b>100.00</b> |
| 民國 96 年 2007 | <b>106.47</b> | <b>113.98</b> | <b>105.42</b> | <b>115.81</b> | <b>100.65</b> | <b>113.17</b> | <b>109.12</b> |
| 民國 97 年 2008 | <b>111.95</b> | <b>134.13</b> | <b>133.49</b> | <b>111.58</b> | <b>126.07</b> | <b>150.33</b> | <b>121.52</b> |
| 6 月 June     | 117.17        | 141.66        | 145.92        | 108.92        | 133.61        | 182.54        | 123.07        |
| 7 月 July     | 119.00        | 129.37        | 147.18        | 109.02        | 133.10        | 189.67        | 124.83        |
| 8 月 Aug.     | 117.66        | 136.80        | 144.12        | 114.69        | 131.00        | 177.49        | 124.09        |
| 9 月 Sept.    | 115.47        | 129.81        | 133.47        | 117.51        | 128.59        | 160.62        | 123.55        |
| 10 月 Oct.    | 110.78        | 146.44        | 128.32        | 120.24        | 128.00        | 133.22        | 121.77        |
| 11 月 Nov.    | 104.08        | 139.84        | 125.28        | 121.78        | 125.30        | 112.07        | 120.12        |
| 12 月 Dec.    | 99.84         | 119.79        | 126.52        | 106.98        | 125.40        | 95.30         | 118.09        |
| 民國 98 年 2009 |               |               |               |               |               |               |               |
| 1 月 Jan.     | 99.20         | 113.34        | 130.79        | 107.30        | 125.46        | 95.57         | 117.21        |
| 2 月 Feb.     | 100.31        | 103.49        | 130.24        | 102.17        | 125.43        | 94.45         | 116.81        |
| 3 月 Mar. (㊦) | 100.13        | 110.75        | 129.76        | 95.43         | 122.64        | 99.33         | 116.69        |
| 4 月 Apr. (㊦) | 99.61         | 114.15        | 131.57        | 93.69         | 140.37        | 100.61        | 116.12        |
| 5 月 May (㊦)  | 99.69         | 126.88        | 129.12        | 91.48         | 138.55        | 107.93        | 117.37        |
| 6 月 June     | 101.21        | 111.83        | 127.34        | 94.89         | 127.80        | 122.13        | 117.18        |

### 環 比 指 數

基期：上年或上月=100

|              |               |               |               |               |               |               |               |
|--------------|---------------|---------------|---------------|---------------|---------------|---------------|---------------|
| 民國 92 年 2003 | <b>102.48</b> | <b>105.24</b> | <b>112.61</b> | <b>110.77</b> | <b>103.60</b> | <b>114.57</b> | <b>101.48</b> |
| 民國 93 年 2004 | <b>107.03</b> | <b>115.04</b> | <b>112.48</b> | <b>120.48</b> | <b>109.34</b> | <b>124.89</b> | <b>106.67</b> |
| 民國 94 年 2005 | <b>100.62</b> | <b>103.62</b> | <b>99.61</b>  | <b>104.35</b> | <b>97.28</b>  | <b>127.75</b> | <b>100.04</b> |
| 民國 95 年 2006 | <b>105.63</b> | <b>96.97</b>  | <b>91.63</b>  | <b>107.82</b> | <b>102.69</b> | <b>120.55</b> | <b>103.87</b> |
| 民國 96 年 2007 | <b>106.47</b> | <b>113.98</b> | <b>105.42</b> | <b>115.81</b> | <b>100.65</b> | <b>113.17</b> | <b>109.12</b> |
| 民國 97 年 2008 | <b>105.15</b> | <b>117.68</b> | <b>126.63</b> | <b>96.35</b>  | <b>125.26</b> | <b>132.84</b> | <b>111.36</b> |
| 6 月 June     | 101.83        | 105.58        | 104.38        | 100.01        | 94.00         | 105.45        | 101.23        |
| 7 月 July     | 101.56        | 91.32         | 100.86        | 100.09        | 99.62         | 103.91        | 101.43        |
| 8 月 Aug.     | 98.87         | 105.74        | 97.92         | 105.20        | 98.42         | 93.58         | 99.41         |
| 9 月 Sept.    | 98.14         | 94.89         | 92.61         | 102.46        | 98.16         | 90.50         | 99.56         |
| 10 月 Oct.    | 95.94         | 112.81        | 96.14         | 102.32        | 99.54         | 82.94         | 98.56         |
| 11 月 Nov.    | 93.95         | 95.49         | 97.63         | 101.28        | 97.89         | 84.12         | 98.64         |
| 12 月 Dec.    | 95.93         | 85.66         | 100.99        | 87.85         | 100.08        | 85.04         | 98.31         |
| 民國 98 年 2009 |               |               |               |               |               |               |               |
| 1 月 Jan.     | 99.36         | 94.62         | 103.37        | 100.30        | 100.05        | 100.28        | 99.25         |
| 2 月 Feb.     | 101.12        | 91.31         | 99.58         | 95.22         | 99.98         | 98.83         | 99.66         |
| 3 月 Mar. (㊦) | 99.82         | 107.02        | 99.63         | 93.40         | 97.78         | 105.17        | 99.90         |
| 4 月 Apr. (㊦) | 99.48         | 103.07        | 101.39        | 98.18         | 114.46        | 101.29        | 99.51         |
| 5 月 May (㊦)  | 100.08        | 111.15        | 98.14         | 97.64         | 98.70         | 107.28        | 101.08        |
| 6 月 June     | 101.52        | 88.14         | 98.62         | 103.73        | 92.24         | 113.16        | 99.84         |

附註：如有(㊦)符號者，係指其小分類以上修正。

資料來源：行政院主計處。

## Appendix 6 Indices of Wholesale Price in Taiwan Area

Formula : Laspeyres's Weighted Aggregate of Value

| 飲 料         | 菸 類         | 紡 織 品               | 成衣及服飾品   | 皮革及其製品                              | 木 竹 製 品                     | 紙漿、紙、紙<br>製品及印刷品                                   | 石油及煤製品                          |
|-------------|-------------|---------------------|--|-------------------------------------|-----------------------------|--|---------------------------------|
| Beverages   | Tobaccos    | Textile<br>Products | Wearing Apparel<br>and Clothing<br>Accessories | Leather,Fur and<br>Related Products | Wood and<br>Bamboo Products | Pulp, Paper,<br>Paper Products &<br>Printed Matter | Petroleum &<br>Coal<br>Products |
| <b>5.34</b> | <b>2.49</b> | <b>21.67</b>        | <b>4.65</b>                                    | <b>4.97</b>                         | <b>2.15</b>                 | <b>15.11</b>                                       | <b>54.63</b>                    |
| <b>15</b>   | <b>2</b>    | <b>51</b>           | <b>17</b>                                      | <b>10</b>                           | <b>10</b>                   | <b>33</b>  | <b>19</b>                       |

### Fixed Index

Base : 2006=100

|               |               |               |               |               |               |               |               |
|---------------|---------------|---------------|---------------|---------------|---------------|---------------|---------------|
| <b>98.35</b>  | <b>90.83</b>  | <b>98.27</b>  | <b>106.06</b> | <b>95.04</b>  | <b>93.94</b>  | <b>97.85</b>  | <b>63.63</b>  |
| <b>98.64</b>  | <b>92.49</b>  | <b>99.91</b>  | <b>103.06</b> | <b>96.99</b>  | <b>98.61</b>  | <b>100.73</b> | <b>72.35</b>  |
| <b>99.59</b>  | <b>91.88</b>  | <b>98.57</b>  | <b>99.59</b>  | <b>97.10</b>  | <b>96.79</b>  | <b>98.53</b>  | <b>84.13</b>  |
| <b>100.00</b> | <b>100.00</b> | <b>100.00</b> | <b>100.00</b> | <b>100.00</b> | <b>100.00</b> | <b>100.00</b> | <b>100.00</b> |
| <b>100.29</b> | <b>102.94</b> | <b>104.55</b> | <b>100.30</b> | <b>105.13</b> | <b>105.54</b> | <b>106.11</b> | <b>112.20</b> |
| <b>102.08</b> | <b>102.49</b> | <b>107.01</b> | <b>97.02</b>  | <b>104.77</b> | <b>109.55</b> | <b>116.04</b> | <b>135.12</b> |
| 101.70        | 101.95        | 105.94        | 94.42         | 103.00        | 106.17        | 119.58        | 160.36        |
| 102.51        | 101.96        | 106.73        | 94.61         | 103.90        | 109.57        | 120.14        | 169.37        |
| 103.01        | 102.34        | 108.04        | 96.18         | 105.06        | 112.07        | 120.05        | 160.06        |
| 102.81        | 102.69        | 108.93        | 98.10         | 106.73        | 113.98        | 120.13        | 149.73        |
| 102.89        | 103.02        | 109.22        | 99.72         | 108.06        | 115.00        | 118.34        | 130.91        |
| 102.86        | 103.22        | 108.23        | 100.50        | 107.99        | 115.94        | 113.72        | 102.85        |
| 102.84        | 103.24        | 106.95        | 100.76        | 105.53        | 111.82        | 108.23        | 80.67         |
| 102.70        | 103.29        | 106.52        | 100.93        | 105.03        | 108.54        | 107.31        | 83.23         |
| 103.17        | 103.75        | 108.28        | 102.81        | 105.90        | 109.20        | 106.69        | 87.32         |
| 103.31        | 103.78        | 108.40        | 102.67        | 105.92        | 108.13        | 105.27        | 86.97         |
| 103.19        | 103.49        | 107.62        | 101.37        | 103.38        | 104.42        | 103.64        | 90.76         |
| 103.41        | 103.12        | 106.96        | 99.86         | 102.17        | 103.81        | 103.15        | 93.45         |
| 102.70        | 117.12        | 106.59        | 99.43         | 102.06        | 103.23        | 103.26        | 101.02        |

### Link Index

Base : Last Year or Month=100

|               |               |               |               |               |               |               |               |
|---------------|---------------|---------------|---------------|---------------|---------------|---------------|---------------|
| <b>100.71</b> | <b>100.69</b> | <b>102.88</b> | <b>98.30</b>  | <b>101.11</b> | <b>102.23</b> | <b>103.28</b> | <b>111.49</b> |
| <b>100.29</b> | <b>101.83</b> | <b>101.67</b> | <b>97.17</b>  | <b>102.05</b> | <b>104.97</b> | <b>102.94</b> | <b>113.70</b> |
| <b>100.96</b> | <b>99.34</b>  | <b>98.66</b>  | <b>96.63</b>  | <b>100.11</b> | <b>98.15</b>  | <b>97.82</b>  | <b>116.28</b> |
| <b>100.41</b> | <b>108.84</b> | <b>101.45</b> | <b>100.41</b> | <b>102.99</b> | <b>103.32</b> | <b>101.49</b> | <b>118.86</b> |
| <b>100.29</b> | <b>102.94</b> | <b>104.55</b> | <b>100.30</b> | <b>105.13</b> | <b>105.54</b> | <b>106.11</b> | <b>112.20</b> |
| <b>101.78</b> | <b>99.56</b>  | <b>102.35</b> | <b>96.73</b>  | <b>99.66</b>  | <b>103.80</b> | <b>109.36</b> | <b>120.43</b> |
| 99.75         | 99.90         | 100.42        | 99.45         | 99.82         | 99.53         | 100.57        | 110.80        |
| 100.80        | 100.01        | 100.75        | 100.20        | 100.87        | 103.20        | 100.47        | 105.62        |
| 100.49        | 100.37        | 101.23        | 101.66        | 101.12        | 102.28        | 99.93         | 94.50         |
| 99.81         | 100.34        | 100.82        | 102.00        | 101.59        | 101.70        | 100.07        | 93.55         |
| 100.08        | 100.32        | 100.27        | 101.65        | 101.25        | 100.89        | 98.51         | 87.43         |
| 99.97         | 100.19        | 99.09         | 100.78        | 99.94         | 100.82        | 96.10         | 78.57         |
| 99.98         | 100.02        | 98.82         | 100.26        | 97.72         | 96.45         | 95.17         | 78.43         |
| 99.86         | 100.05        | 99.60         | 100.17        | 99.53         | 97.07         | 99.15         | 103.17        |
| 100.46        | 100.45        | 101.65        | 101.86        | 100.83        | 100.61        | 99.42         | 104.91        |
| 100.14        | 100.03        | 100.11        | 99.86         | 100.02        | 99.02         | 98.67         | 99.60         |
| 99.88         | 99.72         | 99.28         | 98.73         | 97.60         | 96.57         | 98.45         | 104.36        |
| 100.21        | 99.64         | 99.39         | 98.51         | 98.83         | 99.42         | 99.53         | 102.96        |
| 99.31         | 113.58        | 99.65         | 99.57         | 99.89         | 99.44         | 100.11        | 108.10        |

## 附錄6 臺灣地區躉售物價基本分類指數(續)

公式：價比基期值加權算術平均式

| 年 月 別<br>Year & Month | 化學材料<br>Chemical Material | 化學製品及藥品<br>Chemical Products and Medical Goods | 橡膠及塑膠製品<br>Rubber & Plastic Products | 非金屬礦物製品<br>Non-metallic Mineral Products | 基本金屬<br>Basic Metal | 金屬製品<br>Fabricated Metal Products |
|-----------------------|---------------------------|--|--------------------------------------|--|---------------------|-----------------------------------|
| 權 數 Weights           | <b>91.92</b>              | <b>28.00</b>                                   | <b>22.42</b>                         | <b>13.93</b>                             | <b>84.77</b>        | <b>42.26</b>                      |
| 項 數 No. of Items      | <b>124</b>                | <b>68</b>                                      | <b>39</b>                            | <b>23</b>                                | <b>81</b>           | <b>70</b>                         |

### 定 基 指 數

基期：民國95年平均=100

|              |               |               |               |               |               |               |
|--------------|---------------|---------------|---------------|---------------|---------------|---------------|
| 民國 92 年 2003 | <b>68.04</b>  | <b>99.85</b>  | <b>92.92</b>  | <b>87.33</b>  | <b>58.88</b>  | <b>81.40</b>  |
| 民國 93 年 2004 | <b>87.20</b>  | <b>98.43</b>  | <b>96.91</b>  | <b>97.04</b>  | <b>79.92</b>  | <b>94.95</b>  |
| 民國 94 年 2005 | <b>92.54</b>  | <b>98.19</b>  | <b>97.49</b>  | <b>97.26</b>  | <b>83.11</b>  | <b>97.12</b>  |
| 民國 95 年 2006 | <b>100.00</b> | <b>100.00</b> | <b>100.00</b> | <b>100.00</b> | <b>100.00</b> | <b>100.00</b> |
| 民國 96 年 2007 | <b>110.35</b> | <b>102.75</b> | <b>103.28</b> | <b>105.63</b> | <b>121.90</b> | <b>110.65</b> |
| 民國 97 年 2008 | <b>116.34</b> | <b>107.46</b> | <b>109.41</b> | <b>113.97</b> | <b>134.65</b> | <b>119.31</b> |
| 6 月 June     | 129.35        | 105.37        | 107.19        | 111.29        | 150.64        | 122.59        |
| 7 月 July     | 135.55        | 106.66        | 109.62        | 113.40        | 153.36        | 124.69        |
| 8 月 Aug.     | 133.41        | 108.28        | 111.57        | 114.16        | 147.95        | 126.55        |
| 9 月 Sept.    | 126.55        | 110.35        | 113.22        | 115.81        | 140.14        | 127.11        |
| 10 月 Oct.    | 109.83        | 111.42        | 113.86        | 118.60        | 124.74        | 124.77        |
| 11 月 Nov.    | 88.91         | 112.29        | 113.10        | 120.01        | 109.17        | 117.63        |
| 12 月 Dec.    | 81.25         | 112.57        | 112.72        | 120.68        | 99.64         | 112.69        |
| 民國 98 年 2009 |               |               |               |               |               |               |
| 1 月 Jan.     | 80.45         | 112.12        | 112.41        | 118.61        | 96.73         | 109.42        |
| 2 月 Feb.     | 84.34         | 113.25        | 113.47        | 118.22        | 94.15         | 109.87        |
| 3 月 Mar. (㊦) | 86.72         | 112.42        | 112.87        | 116.53        | 92.66         | 108.68        |
| 4 月 Apr. (㊦) | 90.45         | 110.85        | 111.17        | 114.32        | 88.80         | 104.25        |
| 5 月 May (㊦)  | 91.10         | 109.23        | 110.48        | 113.08        | 89.51         | 102.58        |
| 6 月 June     | 92.66         | 109.11        | 110.37        | 111.65        | 92.07         | 102.91        |

### 環 比 指 數

基期：上年或上月=100

|              |               |               |               |               |               |               |
|--------------|---------------|---------------|---------------|---------------|---------------|---------------|
| 民國 92 年 2003 | <b>116.07</b> | <b>99.74</b>  | <b>101.86</b> | <b>101.64</b> | <b>117.60</b> | <b>107.06</b> |
| 民國 93 年 2004 | <b>128.16</b> | <b>98.58</b>  | <b>104.29</b> | <b>111.12</b> | <b>135.73</b> | <b>116.65</b> |
| 民國 94 年 2005 | <b>106.12</b> | <b>99.76</b>  | <b>100.60</b> | <b>100.23</b> | <b>103.99</b> | <b>102.29</b> |
| 民國 95 年 2006 | <b>108.06</b> | <b>101.84</b> | <b>102.57</b> | <b>102.82</b> | <b>120.32</b> | <b>102.97</b> |
| 民國 96 年 2007 | <b>110.35</b> | <b>102.75</b> | <b>103.28</b> | <b>105.63</b> | <b>121.90</b> | <b>110.65</b> |
| 民國 97 年 2008 | <b>105.43</b> | <b>104.58</b> | <b>105.94</b> | <b>107.90</b> | <b>110.46</b> | <b>107.83</b> |
| 6 月 June     | 106.16        | 100.35        | 100.05        | 99.87         | 100.33        | 102.50        |
| 7 月 July     | 104.79        | 101.22        | 102.27        | 101.90        | 101.81        | 101.71        |
| 8 月 Aug.     | 98.42         | 101.52        | 101.78        | 100.67        | 96.47         | 101.49        |
| 9 月 Sept.    | 94.86         | 101.91        | 101.48        | 101.45        | 94.72         | 100.44        |
| 10 月 Oct.    | 86.79         | 100.97        | 100.57        | 102.41        | 89.01         | 98.16         |
| 11 月 Nov.    | 80.95         | 100.78        | 99.33         | 101.19        | 87.52         | 94.28         |
| 12 月 Dec.    | 91.38         | 100.25        | 99.66         | 100.56        | 91.27         | 95.80         |
| 民國 98 年 2009 |               |               |               |               |               |               |
| 1 月 Jan.     | 99.02         | 99.60         | 99.72         | 98.28         | 97.08         | 97.10         |
| 2 月 Feb.     | 104.84        | 101.01        | 100.94        | 99.67         | 97.33         | 100.41        |
| 3 月 Mar. (㊦) | 102.82        | 99.27         | 99.47         | 98.57         | 98.42         | 98.92         |
| 4 月 Apr. (㊦) | 104.30        | 98.60         | 98.49         | 98.10         | 95.83         | 95.92         |
| 5 月 May (㊦)  | 100.72        | 98.54         | 99.38         | 98.92         | 100.80        | 98.40         |
| 6 月 June     | 101.71        | 99.89         | 99.90         | 98.74         | 102.86        | 100.32        |

## Appendix 6 Indices of Wholesale Price in Taiwan Area(Cont.)

Formula : Laspeyres's Weighted Aggregate of Value

| 電子零組件                                 | 電腦、電子產品<br>及光學製品                                 | 電力設備                    | 機械設備                       | 運輸工具<br>及零件                         | 家具及裝設品                    | 雜項工業製品                    | 水電燃氣                                  |
|---------------------------------------|--|-------------------------|----------------------------|-------------------------------------|---------------------------|---------------------------|---------------------------------------|
| Electronic<br>Parts and<br>Components | Computers,<br>Electronic and<br>Optical Products | Electrical<br>Equipment | Machinery and<br>Equipment | Transport<br>Equipment<br>and Parts | Furniture and<br>Fixtures | Miscellaneous<br>Products | Water Supply,<br>Electricity<br>& Gas |
| <b>261.17</b>                         | <b>64.22</b>                                     | <b>34.70</b>            | <b>67.61</b>               | <b>34.78</b>                        | <b>5.20</b>               | <b>10.51</b>              | <b>24.28</b>                          |
| <b>69</b>                             | <b>57</b>  | <b>66</b>               | <b>92</b>                  | <b>42</b>                           | <b>8</b>                  | <b>25</b>                 | <b>9</b>                              |

### Fixed Index

Base : 2006=100

|               |               |               |               |               |               |               |               |
|---------------|---------------|---------------|---------------|---------------|---------------|---------------|---------------|
| <b>118.15</b> | <b>127.07</b> | <b>82.67</b>  | <b>101.63</b> | <b>102.05</b> | <b>93.66</b>  | <b>94.72</b>  | <b>93.53</b>  |
| <b>114.15</b> | <b>116.82</b> | <b>85.60</b>  | <b>102.39</b> | <b>102.62</b> | <b>97.59</b>  | <b>96.84</b>  | <b>94.30</b>  |
| <b>102.58</b> | <b>104.63</b> | <b>87.26</b>  | <b>99.68</b>  | <b>100.52</b> | <b>98.69</b>  | <b>97.58</b>  | <b>95.36</b>  |
| <b>100.00</b> | <b>100.00</b> | <b>100.00</b> | <b>100.00</b> | <b>100.00</b> | <b>100.00</b> | <b>100.00</b> | <b>100.00</b> |
| <b>96.00</b>  | <b>96.10</b>  | <b>105.12</b> | <b>101.66</b> | <b>101.29</b> | <b>101.78</b> | <b>102.56</b> | <b>104.55</b> |
| <b>85.18</b>  | <b>87.49</b>  | <b>106.52</b> | <b>105.72</b> | <b>103.93</b> | <b>106.85</b> | <b>103.79</b> | <b>113.46</b> |
| 83.82         | 84.51         | 107.28        | 101.65        | 101.90        | 104.48        | 100.78        | 112.03        |
| 82.33         | 84.65         | 107.34        | 102.33        | 102.81        | 106.64        | 101.72        | 122.23        |
| 82.29         | 86.11         | 108.22        | 103.80        | 103.59        | 108.40        | 104.84        | 122.25        |
| 83.54         | 87.63         | 108.36        | 106.80        | 104.58        | 111.48        | 106.47        | 122.04        |
| 84.55         | 88.45         | 107.43        | 110.46        | 106.45        | 113.65        | 109.14        | 125.99        |
| 84.14         | 89.20         | 103.43        | 112.65        | 108.17        | 114.00        | 110.18        | 123.30        |
| 84.49         | 89.43         | 100.75        | 115.25        | 110.25        | 113.83        | 110.36        | 119.85        |
| 84.16         | 89.39         | 99.01         | 115.34        | 110.04        | 112.77        | 109.31        | 120.01        |
| 85.95         | 91.34         | 100.27        | 116.76        | 110.21        | 114.85        | 111.63        | 121.34        |
| 85.20         | 91.04         | 100.51        | 114.12        | 108.99        | 111.81        | 110.45        | 121.18        |
| 84.26         | 89.36         | 100.25        | 111.72        | 107.85        | 110.68        | 108.35        | 120.29        |
| 82.97         | 87.72         | 100.26        | 110.28        | 107.51        | 108.15        | 106.14        | 120.14        |
| 82.97         | 87.63         | 100.64        | 110.03        | 107.48        | 107.14        | 105.85        | 128.15        |

### Link Index

Base : Last Year or Month=100

|              |              |               |               |               |               |               |               |
|--------------|--------------|---------------|---------------|---------------|---------------|---------------|---------------|
| <b>91.29</b> | <b>94.69</b> | <b>99.05</b>  | <b>101.48</b> | <b>101.53</b> | <b>101.29</b> | <b>99.25</b>  | <b>100.98</b> |
| <b>96.61</b> | <b>91.93</b> | <b>103.54</b> | <b>100.75</b> | <b>100.56</b> | <b>104.20</b> | <b>102.24</b> | <b>100.82</b> |
| <b>89.86</b> | <b>89.57</b> | <b>101.94</b> | <b>97.35</b>  | <b>97.95</b>  | <b>101.13</b> | <b>100.76</b> | <b>101.12</b> |
| <b>97.48</b> | <b>95.57</b> | <b>114.60</b> | <b>100.32</b> | <b>99.48</b>  | <b>101.33</b> | <b>102.48</b> | <b>104.87</b> |
| <b>96.00</b> | <b>96.10</b> | <b>105.12</b> | <b>101.66</b> | <b>101.29</b> | <b>101.78</b> | <b>102.56</b> | <b>104.55</b> |
| <b>88.73</b> | <b>91.04</b> | <b>101.33</b> | <b>103.99</b> | <b>102.61</b> | <b>104.98</b> | <b>101.20</b> | <b>108.52</b> |
| 98.44        | 98.34        | 99.11         | 98.98         | 99.86         | 102.23        | 100.16        | 108.69        |
| 98.22        | 100.17       | 100.06        | 100.67        | 100.89        | 102.07        | 100.93        | 109.10        |
| 99.95        | 101.72       | 100.82        | 101.44        | 100.76        | 101.65        | 103.07        | 100.02        |
| 101.52       | 101.77       | 100.13        | 102.89        | 100.96        | 102.84        | 101.55        | 99.83         |
| 101.21       | 100.94       | 99.14         | 103.43        | 101.79        | 101.95        | 102.51        | 103.24        |
| 99.52        | 100.85       | 96.28         | 101.98        | 101.62        | 100.31        | 100.95        | 97.86         |
| 100.42       | 100.26       | 97.41         | 102.31        | 101.92        | 99.85         | 100.16        | 97.20         |
| 99.61        | 99.96        | 98.27         | 100.08        | 99.81         | 99.07         | 99.05         | 100.13        |
| 102.13       | 102.18       | 101.27        | 101.23        | 100.15        | 101.84        | 102.12        | 101.11        |
| 99.13        | 99.67        | 100.24        | 97.74         | 98.89         | 97.35         | 98.94         | 99.87         |
| 98.90        | 98.15        | 99.74         | 97.90         | 98.95         | 98.99         | 98.10         | 99.27         |
| 98.47        | 98.16        | 100.01        | 98.71         | 99.68         | 97.71         | 97.96         | 99.88         |
| 100.00       | 99.90        | 100.38        | 99.77         | 99.97         | 99.07         | 99.73         | 106.67        |

## 附錄7 臺灣地區躉售物價總指數銜接表

基期：民國 95 年平均=100

| 月 Month<br>年 Year | 1 月<br>Jan. | 2 月<br>Feb. | 3 月<br>Mar. | 4 月<br>Apr. | 5 月<br>May | 6 月<br>June   |
|-------------------|-------------|-------------|-------------|-------------|------------|---------------|
| 民國 41 年 1952      | 13.95       | 14.34       | 14.70       | 14.88       | 14.53      | 14.27         |
| 民國 42 年 1953      | 14.45       | 14.76       | 14.72       | 14.88       | 15.33      | 15.35         |
| 民國 43 年 1954      | 16.33       | 16.32       | 16.30       | 16.43       | 16.32      | 15.64         |
| 民國 44 年 1955      | 16.42       | 16.98       | 17.26       | 17.43       | 17.67      | 17.43         |
| 民國 45 年 1956      | 19.98       | 19.94       | 19.87       | 20.21       | 20.21      | 20.11         |
| 民國 46 年 1957      | 21.69       | 21.93       | 21.85       | 21.95       | 21.85      | 21.71         |
| 民國 47 年 1958      | 22.00       | 22.11       | 21.99       | 22.07       | 22.20      | 21.95         |
| 民國 48 年 1959      | 23.38       | 23.53       | 23.72       | 23.65       | 23.57      | 23.85         |
| 民國 49 年 1960      | 26.24       | 26.41       | 27.42       | 28.11       | 27.45      | 27.59         |
| 民國 50 年 1961      | 28.63       | 28.88       | 28.58       | 28.34       | 28.52      | 28.47         |
| 民國 51 年 1962      | 29.06       | 29.17       | 28.98       | 29.06       | 29.69      | 29.48         |
| 民國 52 年 1963      | 30.93       | 30.89       | 31.35       | 31.53       | 31.14      | 31.22         |
| 民國 53 年 1964      | 32.75       | 33.19       | 33.16       | 32.31       | 32.28      | 31.95         |
| 民國 54 年 1965      | 31.53       | 30.83       | 31.05       | 30.84       | 30.33      | 30.43         |
| 民國 55 年 1966      | 30.93       | 30.77       | 30.51       | 30.87       | 30.47      | 30.81         |
| 民國 56 年 1967      | 31.74       | 32.26       | 32.16       | 32.00       | 31.86      | 31.72         |
| 民國 57 年 1968      | 32.46       | 32.55       | 32.50       | 32.86       | 32.91      | 32.89         |
| 民國 58 年 1969      | 33.20       | 32.92       | 32.78       | 32.42       | 32.30      | 32.41         |
| 民國 59 年 1970      | 33.57       | 33.61       | 33.79       | 34.11       | 33.99      | 33.79         |
| 民國 60 年 1971      | 33.85       | 33.83       | 33.76       | 33.71       | 33.66      | 33.47         |
| 民國 61 年 1972      | 34.87       | 35.07       | 34.98       | 35.02       | 35.04      | 35.04         |
| 民國 62 年 1973      | 38.56       | 39.56       | 39.95       | 39.89       | 40.22      | 41.03         |
| 民國 63 年 1974      | 58.62       | 66.20       | 65.04       | 63.09       | 61.96      | 61.27         |
| 民國 64 年 1975      | 58.07       | 57.67       | 57.54       | 57.60       | 57.70      | 58.22         |
| 民國 65 年 1976      | 59.00       | 59.18       | 59.37       | 59.57       | 59.51      | 59.51         |
| 民國 66 年 1977      | 60.69       | 60.98       | 61.12       | 61.28       | 61.27      | 61.65         |
| 民國 67 年 1978      | 61.63       | 61.86       | 61.92       | 62.51       | 63.13      | 63.22         |
| 民國 68 年 1979      | 66.62       | 67.21       | 68.62       | 70.39       | 71.21      | 71.73         |
| 民國 69 年 1980      | 82.63       | 83.78       | 84.28       | 84.94       | 87.02      | 88.26         |
| 民國 70 年 1981      | 93.37       | 93.99       | 94.65       | 94.86       | 94.55      | 94.36         |
| 民國 71 年 1982      | 94.21       | 94.23       | 94.29       | 94.47       | 94.83      | 94.55         |
| 民國 72 年 1983      | 93.36       | 93.33       | 92.83       | 92.98       | 92.86      | 93.09         |
| 民國 73 年 1984      | 93.45       | 93.50       | 93.91       | 93.92       | 94.26      | 94.45         |
| 民國 74 年 1985      | 92.51       | 92.06       | 92.00       | 91.80       | 91.58      | 91.03         |
| 民國 75 年 1986      | 89.57       | 88.78       | 88.16       | 88.97       | 88.79      | 88.20         |
| 民國 76 年 1987      | 86.59       | 86.40       | 86.22       | 85.97       | 85.99      | 85.08         |
| 民國 77 年 1988      | 82.51       | 82.81       | 82.63       | 82.95       | 83.69      | 84.26         |
| 民國 78 年 1989      | 84.55       | 84.75       | 85.32       | 85.49       | 84.19      | 84.12         |
| 民國 79 年 1990      | 81.72       | 81.44       | 81.71       | 81.73       | 82.30      | 82.80         |
| 民國 80 年 1991      | 85.28       | 84.93       | 84.55       | 84.05       | 83.71      | 83.55         |
| 民國 81 年 1992      | 80.04       | 79.56       | 80.13       | 80.39       | 80.47      | 79.92         |
| 民國 82 年 1993      | 80.11       | 81.04       | 81.76       | 82.14       | 81.99      | 83.14         |
| 民國 83 年 1994      | 81.72       | 81.85       | 82.11       | 82.73       | 83.76      | 84.48         |
| 民國 84 年 1995      | 87.64       | 88.49       | 89.20       | 89.66       | 90.04      | 90.42         |
| 民國 85 年 1996      | 90.76       | 90.85       | 90.62       | 89.63       | 89.58      | 90.02         |
| 民國 86 年 1997      | 87.80       | 87.91       | 87.70       | 87.25       | 87.86      | 88.51         |
| 民國 87 年 1998      | 94.16       | 91.99       | 90.51       | 90.26       | 89.78      | 90.66         |
| 民國 88 年 1999      | 84.64       | 84.76       | 85.08       | 84.75       | 84.73      | 84.75         |
| 民國 89 年 2000      | 85.68       | 85.55       | 85.81       | 85.77       | 86.54      | 87.00         |
| 民國 90 年 2001      | 87.01       | 85.93       | 85.57       | 85.54       | 85.40      | 86.73         |
| 民國 91 年 2002      | 83.85       | 84.12       | 85.21       | 85.93       | 85.64      | 85.55         |
| 民國 92 年 2003      | 87.62       | 88.81       | 89.59       | 88.24       | 87.38      | 87.21         |
| 民國 93 年 2004      | 89.78       | 90.78       | 92.02       | 92.55       | 93.44      | 93.82         |
| 民國 94 年 2005      | 93.37       | 93.15       | 93.80       | 94.34       | 92.79      | 92.85         |
| 民國 95 年 2006      | 94.42       | 95.30       | 95.78       | 97.46       | 98.90      | 101.01        |
| 民國 96 年 2007      | 101.06      | 101.72      | 103.01      | 105.31      | 106.61     | 106.66        |
| 民國 97 年 2008      | 111.27      | 110.64      | 110.42      | 111.98      | 115.06     | 117.17        |
| 民國 98 年 2009      | 99.20       | 100.31      | 100.13      | ㊀ 99.61     | ㊀ 99.69    | <b>101.21</b> |

資料來源：行政院主計處。



## Appendix 7 Splicing Table of Wholesale Price Index in Taiwan Area

Base : 2006=100

| 7 月<br>July | 8 月<br>Aug. | 9 月<br>Sept. | 10 月<br>Oct. | 11 月<br>Nov. | 12 月<br>Dec. | 年 指 數<br>Yearly |
|-------------|-------------|--------------|--------------|--------------|--------------|-----------------|
| 14.16       | 14.13       | 14.09        | 13.96        | 13.82        | 14.09        | 14.24           |
| 15.71       | 15.90       | 16.08        | 16.28        | 16.17        | 16.32        | 15.50           |
| 15.42       | 15.49       | 15.33        | 15.31        | 15.44        | 15.72        | 15.84           |
| 17.57       | 18.14       | 18.57        | 19.15        | 20.41        | 20.46        | 18.12           |
| 19.89       | 19.94       | 20.34        | 21.13        | 21.48        | 21.60        | 20.39           |
| 21.66       | 21.66       | 21.86        | 22.02        | 22.09        | 21.97        | 21.85           |
| 21.71       | 21.78       | 21.92        | 22.31        | 22.60        | 23.26        | 22.16           |
| 24.21       | 24.71       | 25.22        | 25.64        | 25.92        | 25.77        | 24.43           |
| 27.31       | 28.28       | 28.93        | 29.13        | 29.04        | 28.79        | 27.89           |
| 28.36       | 28.94       | 29.37        | 29.40        | 29.20        | 28.81        | 28.79           |
| 29.17       | 29.20       | 29.87        | 30.68        | 30.98        | 30.68        | 29.67           |
| 31.23       | 31.24       | 32.31        | 32.37        | 32.41        | 32.37        | 31.58           |
| 31.83       | 31.89       | 32.60        | 32.75        | 32.11        | 31.55        | 32.36           |
| 30.68       | 30.70       | 30.62        | 31.05        | 31.23        | 31.05        | 30.86           |
| 31.14       | 31.29       | 32.59        | 32.55        | 32.14        | 31.73        | 31.32           |
| 32.02       | 31.72       | 32.27        | 32.49        | 32.38        | 32.61        | 32.10           |
| 33.23       | 33.51       | 33.59        | 33.69        | 33.36        | 33.10        | 33.05           |
| 32.33       | 32.68       | 32.79        | 34.17        | 34.14        | 33.63        | 32.98           |
| 33.79       | 34.05       | 34.05        | 33.94        | 34.02        | 33.75        | 33.87           |
| 33.44       | 33.73       | 33.84        | 34.23        | 34.47        | 34.55        | 33.88           |
| 34.96       | 35.43       | 35.56        | 35.68        | 36.07        | 37.00        | 35.39           |
| 42.30       | 44.22       | 46.25        | 48.24        | 49.62        | 51.92        | 43.48           |
| 60.71       | 60.63       | 60.09        | 59.25        | 58.33        | 58.29        | 61.12           |
| 58.00       | 58.26       | 58.20        | 58.62        | 58.46        | 57.96        | 58.03           |
| 59.79       | 60.03       | 59.96        | 59.72        | 59.77        | 60.17        | 59.63           |
| 61.65       | 62.01       | 61.53        | 61.32        | 60.84        | 61.02        | 61.28           |
| 63.22       | 63.50       | 63.99        | 64.50        | 65.73        | 66.13        | 63.45           |
| 73.89       | 74.59       | 74.79        | 75.09        | 75.12        | 77.34        | 72.22           |
| 88.58       | 89.12       | 89.63        | 91.29        | 91.57        | 92.19        | 87.77           |
| 94.12       | 94.83       | 95.04        | 94.75        | 94.53        | 94.55        | 94.47           |
| 94.18       | 94.59       | 94.29        | 93.93        | 94.16        | 93.81        | 94.30           |
| 93.05       | 93.30       | 93.33        | 93.30        | 93.43        | 93.38        | 93.19           |
| 94.03       | 93.52       | 93.35        | 93.24        | 93.05        | 92.83        | 93.63           |
| 90.95       | 90.77       | 90.77        | 90.51        | 90.31        | 90.08        | 91.20           |
| 88.04       | 87.92       | 87.72        | 87.37        | 87.12        | 87.14        | 88.15           |
| 85.32       | 85.03       | 84.55        | 84.19        | 84.31        | 83.71        | 85.28           |
| 84.60       | 84.92       | 84.91        | 85.00        | 84.44        | 84.66        | 83.95           |
| 83.51       | 82.99       | 82.71        | 82.34        | 81.91        | 81.73        | 83.63           |
| 82.69       | 83.83       | 85.10        | 85.09        | 84.73        | 84.41        | 83.13           |
| 83.31       | 82.79       | 82.27        | 82.08        | 81.71        | 80.94        | 83.26           |
| 79.88       | 80.37       | 80.78        | 80.52        | 80.28        | 80.13        | 80.21           |
| 83.23       | 83.72       | 83.02        | 82.40        | 82.15        | 81.96        | 82.22           |
| 84.63       | 84.85       | 84.87        | 85.06        | 85.57        | 86.45        | 84.01           |
| 90.92       | 92.21       | 91.91        | 90.34        | 90.68        | 90.89        | 90.20           |
| 88.53       | 89.12       | 88.80        | 88.26        | 87.79        | 87.64        | 89.30           |
| 88.23       | 88.96       | 88.34        | 88.85        | 92.37        | 92.93        | 88.89           |
| 89.80       | 89.49       | 89.42        | 86.70        | 85.63        | 84.66        | 89.42           |
| 84.79       | 85.35       | 86.00        | 86.28        | 86.57        | 86.54        | 85.35           |
| 87.05       | 87.20       | 87.61        | 87.89        | 88.64        | 88.15        | 86.91           |
| 86.84       | 86.57       | 86.27        | 85.34        | 84.20        | 83.45        | 85.74           |
| 85.18       | 85.89       | 86.69        | 87.19        | 86.81        | 87.33        | 85.78           |
| 87.28       | 87.77       | 87.26        | 87.19        | 87.83        | 88.70        | 87.91           |
| 95.48       | 96.93       | 97.19        | 97.52        | 95.53        | 94.04        | 94.09           |
| 93.95       | 95.13       | 97.10        | 97.49        | 96.35        | 95.66        | 94.67           |
| 102.58      | 103.79      | 103.79       | 103.11       | 102.10       | 101.76       | 100.00          |
| 106.78      | 107.60      | 108.83       | 109.09       | 110.40       | 110.52       | 106.47          |
| 119.00      | 117.66      | 115.47       | 110.78       | 104.08       | 99.84        | 111.95          |

## 附錄8 臺灣地區消費者物價基本分類指數

公式：價比基期值加權算術平均式

| 年 月 別<br>Year & Month | 總 指 數<br>General Index | 食 物 類<br>Food | 衣 著 類<br>Clothing |
|-----------------------|------------------------|---------------|-------------------|
| 權 數 Weights           | <b>1,000.00</b>        | <b>260.82</b> | <b>41.72</b>      |
| 項 數 No. of Items      | <b>424</b>             | <b>180</b>    | <b>51</b>         |

### 定 基 指 數

基期：民國95年平均=100

|              |        |        |        |
|--------------|--------|--------|--------|
| 民國 92 年 2003 | 95.62  | 90.04  | 99.43  |
| 民國 93 年 2004 | 97.17  | 93.84  | 102.54 |
| 民國 94 年 2005 | 99.41  | 100.64 | 102.47 |
| 民國 95 年 2006 | 100.00 | 100.00 | 100.00 |
| 民國 96 年 2007 | 101.80 | 102.85 | 103.01 |
| 民國 97 年 2008 | 105.39 | 111.65 | 104.88 |
| 6 月 June     | 106.18 | 111.52 | 107.34 |
| 7 月 July     | 106.77 | 112.28 | 103.41 |
| 8 月 Aug.     | 107.04 | 114.93 | 98.84  |
| 9 月 Sept.    | 106.40 | 114.30 | 97.12  |
| 10 月 Oct.    | 107.91 | 120.40 | 111.03 |
| 11 月 Nov.    | 106.80 | 118.97 | 111.61 |
| 12 月 Dec.    | 104.83 | 113.92 | 107.50 |
| 民國 98 年 2009 |        |        |        |
| 1 月 Jan.     | 104.43 | 110.53 | 101.82 |
| 2 月 Feb.     | 102.84 | 108.06 | 97.89  |
| 3 月 Mar. (㊦) | 102.95 | 108.79 | 96.22  |
| 4 月 Apr. (㊦) | 103.74 | 109.08 | 109.56 |
| 5 月 May (㊦)  | 104.19 | 110.80 | 109.62 |
| 6 月 June     | 104.09 | 108.98 | 106.24 |

### 環 比 指 數

基期：上年或上月=100

|              |        |        |        |
|--------------|--------|--------|--------|
| 民國 92 年 2003 | 99.72  | 99.92  | 101.38 |
| 民國 93 年 2004 | 101.62 | 104.22 | 103.13 |
| 民國 94 年 2005 | 102.31 | 107.25 | 99.93  |
| 民國 95 年 2006 | 100.59 | 99.36  | 97.59  |
| 民國 96 年 2007 | 101.80 | 102.85 | 103.01 |
| 民國 97 年 2008 | 103.53 | 108.56 | 101.82 |
| 6 月 June     | 101.83 | 103.69 | 97.00  |
| 7 月 July     | 100.56 | 100.68 | 96.34  |
| 8 月 Aug.     | 100.25 | 102.36 | 95.58  |
| 9 月 Sept.    | 99.40  | 99.45  | 98.26  |
| 10 月 Oct.    | 101.42 | 105.34 | 114.32 |
| 11 月 Nov.    | 98.97  | 98.81  | 100.52 |
| 12 月 Dec.    | 98.16  | 95.76  | 96.32  |
| 民國 98 年 2009 |        |        |        |
| 1 月 Jan.     | 99.62  | 97.02  | 94.72  |
| 2 月 Feb.     | 98.48  | 97.77  | 96.14  |
| 3 月 Mar. (㊦) | 100.11 | 100.68 | 98.29  |
| 4 月 Apr. (㊦) | 100.77 | 100.27 | 113.86 |
| 5 月 May (㊦)  | 100.43 | 101.58 | 100.05 |
| 6 月 June     | 99.90  | 98.36  | 96.92  |

附註：如有(㊦)符號者，係指其小分類以上修正。

資料來源：行政院主計處。

## Appendix 8 Indices of Consumer Price in Taiwan Area

Formula : Laspeyres's Weighted Aggregate of Value

| 居住類<br>Housing | 交通類<br>Transportation and<br>Communication | 醫藥保健類<br>Medicine and<br>Medical Care | 教養娛樂類<br>Education and<br>Entertainment | 雜項類<br>Miscellaneous |
|----------------|--|---------------------------------------|---|----------------------|
| <b>279.47</b>  | <b>140.42</b>                              | <b>47.41</b>                          | <b>171.48</b>                           | <b>58.68</b>         |
| 52             | 33   | 26                                    | 54                                      | 28                   |

### Fixed Index

Base : 2006=100

|               |               |               |               |               |
|---------------|---------------|---------------|---------------|---------------|
| <b>98.89</b>  | <b>95.11</b>  | <b>91.29</b>  | <b>99.95</b>  | <b>95.48</b>  |
| <b>98.78</b>  | <b>97.09</b>  | <b>93.09</b>  | <b>100.06</b> | <b>96.08</b>  |
| <b>99.16</b>  | <b>98.35</b>  | <b>96.80</b>  | <b>99.83</b>  | <b>95.76</b>  |
| <b>100.00</b> | <b>100.00</b> | <b>100.00</b> | <b>100.00</b> | <b>100.00</b> |
| <b>100.94</b> | <b>101.72</b> | <b>103.91</b> | <b>100.61</b> | <b>101.90</b> |
| <b>102.39</b> | <b>104.10</b> | <b>106.17</b> | <b>101.93</b> | <b>103.50</b> |
| 103.07        | 107.76        | 106.06        | 101.76        | 104.48        |
| 103.33        | 109.43        | 106.20        | 103.23        | 104.21        |
| 103.40        | 107.89        | 106.46        | 103.17        | 103.49        |
| 103.67        | 105.26        | 106.56        | 102.38        | 103.93        |
| 102.92        | 102.21        | 106.51        | 102.45        | 103.37        |
| 102.59        | 98.07         | 106.66        | 101.84        | 103.45        |
| 101.95        | 96.19         | 106.65        | 101.48        | 103.89        |
| 103.29        | 97.24         | 106.27        | 102.71        | 103.90        |
| 101.72        | 97.08         | 106.49        | 100.60        | 104.57        |
| 101.69        | 97.35         | 106.50        | 100.33        | 104.72        |
| 101.52        | 98.59         | 106.52        | 100.39        | 105.06        |
| 101.58        | 99.28         | 106.39        | 99.92         | 104.50        |
| 102.55        | 100.52        | 107.16        | 99.63         | 105.97        |

### Link Index

Base : Last Year or Month=100

|               |               |               |               |               |
|---------------|---------------|---------------|---------------|---------------|
| <b>98.93</b>  | <b>100.62</b> | <b>103.32</b> | <b>98.70</b>  | <b>99.55</b>  |
| <b>99.89</b>  | <b>102.08</b> | <b>101.97</b> | <b>100.11</b> | <b>100.63</b> |
| <b>100.38</b> | <b>101.30</b> | <b>103.99</b> | <b>99.77</b>  | <b>99.67</b>  |
| <b>100.85</b> | <b>101.68</b> | <b>103.31</b> | <b>100.17</b> | <b>104.43</b> |
| <b>100.94</b> | <b>101.72</b> | <b>103.91</b> | <b>100.61</b> | <b>101.90</b> |
| <b>101.44</b> | <b>102.34</b> | <b>102.17</b> | <b>101.31</b> | <b>101.57</b> |
| 101.58        | 102.73        | 99.99         | 100.61        | 100.93        |
| 100.25        | 101.55        | 100.13        | 101.44        | 99.74         |
| 100.07        | 98.59         | 100.24        | 99.94         | 99.31         |
| 100.26        | 97.56         | 100.09        | 99.23         | 100.43        |
| 99.28         | 97.10         | 99.95         | 100.07        | 99.46         |
| 99.68         | 95.95         | 100.14        | 99.40         | 100.08        |
| 99.38         | 98.08         | 99.99         | 99.65         | 100.43        |
| 101.31        | 101.09        | 99.64         | 101.21        | 100.01        |
| 98.48         | 99.84         | 100.21        | 97.95         | 100.64        |
| 99.97         | 100.28        | 100.01        | 99.73         | 100.14        |
| 99.83         | 101.27        | 100.02        | 100.06        | 100.32        |
| 100.06        | 100.70        | 99.88         | 99.53         | 99.47         |
| 100.95        | 101.25        | 100.72        | 99.71         | 101.41        |

## 附錄9 臺灣地區消費者物價總指數銜接表

基期：民國95年平均=100

| 月 Month<br>年 Year | 1月<br>Jan. | 2月<br>Feb. | 3月<br>Mar. | 4月<br>Apr. | 5月<br>May | 6月<br>June    |
|-------------------|------------|------------|------------|------------|-----------|---------------|
| 民國 48 年 1959      | 11.58      | 11.66      | 11.84      | 11.83      | 11.84     | 12.04         |
| 民國 49 年 1960      | 13.01      | 13.30      | 13.78      | 14.42      | 14.36     | 14.77         |
| 民國 50 年 1961      | 15.37      | 15.66      | 15.66      | 15.78      | 15.79     | 15.79         |
| 民國 51 年 1962      | 15.86      | 16.05      | 15.99      | 16.06      | 16.27     | 16.18         |
| 民國 52 年 1963      | 16.59      | 16.60      | 16.65      | 16.75      | 16.60     | 16.46         |
| 民國 53 年 1964      | 16.56      | 16.58      | 16.53      | 16.42      | 16.49     | 16.35         |
| 民國 54 年 1965      | 16.42      | 16.37      | 16.31      | 16.37      | 16.46     | 16.54         |
| 民國 55 年 1966      | 16.70      | 16.46      | 16.44      | 16.55      | 16.58     | 16.98         |
| 民國 56 年 1967      | 17.15      | 17.47      | 17.17      | 17.14      | 17.20     | 17.34         |
| 民國 57 年 1968      | 17.85      | 17.72      | 17.78      | 18.53      | 18.64     | 18.97         |
| 民國 58 年 1969      | 19.00      | 19.25      | 19.18      | 19.27      | 19.05     | 19.22         |
| 民國 59 年 1970      | 19.71      | 20.04      | 20.15      | 20.26      | 20.15     | 20.00         |
| 民國 60 年 1971      | 21.05      | 20.97      | 20.87      | 20.82      | 20.85     | 20.85         |
| 民國 61 年 1972      | 20.93      | 21.37      | 21.33      | 21.35      | 21.45     | 21.67         |
| 民國 62 年 1973      | 21.22      | 21.53      | 21.46      | 21.78      | 22.06     | 22.29         |
| 民國 63 年 1974      | 29.68      | 34.18      | 34.65      | 34.42      | 34.14     | 34.02         |
| 民國 64 年 1975      | 35.88      | 35.92      | 35.62      | 35.86      | 35.88     | 36.68         |
| 民國 65 年 1976      | 36.92      | 37.06      | 37.35      | 37.44      | 37.25     | 37.10         |
| 民國 66 年 1977      | 38.11      | 38.73      | 38.58      | 38.86      | 39.04     | 40.27         |
| 民國 67 年 1978      | 40.84      | 41.15      | 41.20      | 41.96      | 41.93     | 41.89         |
| 民國 68 年 1979      | 43.37      | 43.57      | 44.16      | 45.04      | 45.42     | 45.89         |
| 民國 69 年 1980      | 50.61      | 51.62      | 51.89      | 52.16      | 53.15     | 54.57         |
| 民國 70 年 1981      | 62.10      | 63.16      | 63.44      | 63.69      | 63.45     | 64.05         |
| 民國 71 年 1982      | 65.24      | 65.03      | 65.19      | 65.36      | 65.76     | 65.90         |
| 民國 72 年 1983      | 66.41      | 67.07      | 67.35      | 67.65      | 67.18     | 67.69         |
| 民國 73 年 1984      | 65.65      | 66.30      | 66.49      | 66.61      | 67.43     | 67.36         |
| 民國 74 年 1985      | 66.71      | 67.25      | 67.28      | 66.95      | 66.73     | 66.64         |
| 民國 75 年 1986      | 66.43      | 66.61      | 66.60      | 66.78      | 66.86     | 67.03         |
| 民國 76 年 1987      | 67.35      | 67.23      | 66.69      | 66.93      | 66.94     | 66.99         |
| 民國 77 年 1988      | 67.73      | 67.46      | 67.07      | 67.16      | 67.92     | 68.34         |
| 民國 78 年 1989      | 69.60      | 70.21      | 70.38      | 71.01      | 71.54     | 71.34         |
| 民國 79 年 1990      | 72.28      | 72.18      | 72.72      | 73.44      | 74.20     | 73.92         |
| 民國 80 年 1991      | 75.89      | 76.34      | 75.96      | 76.46      | 76.72     | 76.90         |
| 民國 81 年 1992      | 78.75      | 79.44      | 79.54      | 80.83      | 81.11     | 80.89         |
| 民國 82 年 1993      | 81.62      | 81.87      | 82.13      | 83.07      | 82.79     | 84.39         |
| 民國 83 年 1994      | 84.00      | 85.09      | 84.85      | 85.62      | 86.42     | 86.20         |
| 民國 84 年 1995      | 88.40      | 88.01      | 88.13      | 89.42      | 89.26     | 90.23         |
| 民國 85 年 1996      | 90.42      | 91.32      | 90.78      | 91.95      | 91.83     | 92.38         |
| 民國 86 年 1997      | 92.20      | 93.19      | 91.78      | 92.41      | 92.53     | 94.07         |
| 民國 87 年 1998      | 94.04      | 93.47      | 94.04      | 94.36      | 94.06     | 95.42         |
| 民國 88 年 1999      | 94.42      | 95.42      | 93.60      | 94.27      | 94.53     | 94.62         |
| 民國 89 年 2000      | 94.90      | 96.30      | 94.65      | 95.44      | 96.03     | 95.91         |
| 民國 90 年 2001      | 97.14      | 95.32      | 95.06      | 95.84      | 95.82     | 95.77         |
| 民國 91 年 2002      | 95.51      | 96.67      | 95.07      | 96.04      | 95.57     | 95.86         |
| 民國 92 年 2003      | 96.55      | 95.20      | 94.90      | 95.94      | 95.88     | 95.33         |
| 民國 93 年 2004      | 96.56      | 95.81      | 95.75      | 96.85      | 96.76     | 96.99         |
| 民國 94 年 2005      | 97.03      | 97.67      | 97.95      | 98.44      | 98.99     | 99.30         |
| 民國 95 年 2006      | 99.62      | 98.63      | 98.35      | 99.65      | 100.56    | 101.02        |
| 民國 96 年 2007      | 99.97      | 100.36     | 99.19      | 100.33     | 100.54    | 101.15        |
| 民國 97 年 2008      | 102.91     | 104.23     | 103.10     | 104.22     | 104.27    | 106.18        |
| 民國 98 年 2009      | 104.43     | 102.84     | ① 102.95   | ① 103.74   | 104.19    | <b>104.09</b> |

附註：民國69年12月以前指數係原編臺灣地區都市消費者物價指數銜接計算。  
資料來源：行政院主計處。

## Appendix 9 Splicing Table of Consumer Price Index in Taiwan Area

Base: 2006=100

| 7 月<br>July | 8 月<br>Aug. | 9 月<br>Sept. | 10 月<br>Oct. | 11 月<br>Nov. | 12 月<br>Dec. | 年 指 數<br>Yearly<br>Index |
|-------------|-------------|--------------|--------------|--------------|--------------|--------------------------|
| 12.41       | 13.08       | 13.49        | 13.28        | 12.91        | 12.88        | 12.40                    |
| 14.89       | 15.54       | 15.74        | 15.60        | 15.62        | 15.34        | 14.70                    |
| 15.72       | 15.91       | 16.14        | 16.26        | 16.12        | 15.97        | 15.85                    |
| 15.93       | 16.09       | 16.48        | 16.78        | 16.56        | 16.44        | 16.22                    |
| 16.26       | 16.29       | 16.80        | 16.78        | 16.58        | 16.54        | 16.58                    |
| 16.23       | 16.40       | 16.63        | 16.89        | 16.86        | 16.64        | 16.55                    |
| 16.56       | 16.66       | 16.74        | 16.60        | 16.64        | 16.74        | 16.53                    |
| 17.00       | 16.91       | 17.27        | 17.38        | 17.15        | 17.02        | 16.87                    |
| 17.57       | 17.53       | 17.71        | 17.62        | 17.60        | 17.77        | 17.44                    |
| 19.28       | 19.78       | 19.48        | 19.61        | 19.23        | 18.84        | 18.81                    |
| 19.62       | 20.02       | 20.00        | 21.81        | 20.87        | 19.93        | 19.77                    |
| 20.33       | 20.93       | 21.46        | 21.14        | 20.88        | 20.68        | 20.48                    |
| 20.86       | 21.21       | 21.20        | 21.35        | 21.29        | 21.23        | 21.05                    |
| 21.87       | 22.64       | 22.57        | 21.69        | 21.42        | 21.79        | 21.67                    |
| 22.93       | 23.43       | 24.42        | 26.35        | 26.87        | 27.03        | 23.45                    |
| 34.47       | 34.85       | 35.98        | 35.91        | 36.43        | 36.21        | 34.58                    |
| 36.68       | 36.82       | 36.78        | 37.25        | 36.95        | 36.30        | 36.39                    |
| 37.26       | 37.53       | 37.50        | 37.29        | 37.21        | 37.61        | 37.29                    |
| 40.31       | 42.09       | 41.50        | 41.05        | 40.35        | 40.15        | 39.92                    |
| 41.77       | 42.54       | 43.20        | 43.56        | 43.41        | 43.22        | 42.22                    |
| 46.31       | 47.51       | 49.05        | 48.92        | 48.23        | 48.63        | 46.34                    |
| 54.94       | 56.21       | 58.38        | 59.41        | 59.49        | 59.43        | 55.16                    |
| 64.29       | 64.92       | 65.71        | 65.34        | 64.90        | 64.82        | 64.16                    |
| 65.86       | 67.85       | 67.22        | 66.68        | 66.14        | 66.39        | 66.05                    |
| 66.92       | 66.89       | 67.10        | 67.07        | 66.51        | 65.60        | 66.95                    |
| 67.19       | 67.44       | 67.66        | 67.39        | 67.01        | 66.68        | 66.93                    |
| 66.70       | 66.41       | 67.51        | 67.45        | 66.50        | 65.81        | 66.83                    |
| 66.86       | 67.24       | 68.94        | 68.80        | 67.83        | 67.54        | 67.29                    |
| 67.76       | 68.32       | 68.56        | 67.94        | 68.13        | 68.84        | 67.64                    |
| 68.34       | 69.30       | 69.52        | 70.02        | 69.66        | 69.60        | 68.51                    |
| 71.01       | 71.60       | 73.48        | 74.18        | 72.27        | 71.78        | 71.53                    |
| 74.41       | 75.65       | 78.28        | 76.58        | 75.11        | 75.06        | 74.49                    |
| 77.43       | 77.61       | 77.72        | 78.49        | 78.72        | 77.97        | 77.18                    |
| 80.30       | 79.93       | 82.51        | 82.48        | 81.16        | 80.63        | 80.63                    |
| 82.94       | 82.59       | 83.12        | 83.49        | 83.67        | 84.36        | 83.00                    |
| 86.37       | 88.42       | 88.68        | 87.72        | 86.92        | 86.60        | 86.41                    |
| 89.70       | 89.93       | 90.46        | 90.24        | 90.60        | 90.56        | 89.58                    |
| 91.00       | 94.46       | 93.94        | 93.56        | 93.50        | 92.85        | 92.33                    |
| 94.01       | 93.92       | 94.52        | 93.26        | 93.01        | 93.09        | 93.17                    |
| 94.80       | 94.33       | 94.91        | 95.67        | 96.64        | 95.06        | 94.73                    |
| 94.02       | 95.41       | 95.47        | 96.06        | 95.78        | 95.20        | 94.90                    |
| 95.38       | 95.68       | 97.02        | 97.04        | 97.94        | 96.77        | 96.09                    |
| 95.48       | 96.11       | 96.52        | 97.98        | 96.82        | 95.14        | 96.08                    |
| 95.87       | 95.84       | 95.78        | 96.31        | 96.28        | 95.86        | 95.89                    |
| 94.93       | 95.28       | 95.57        | 96.26        | 95.83        | 95.81        | 95.62                    |
| 98.10       | 97.71       | 98.24        | 98.56        | 97.30        | 97.36        | 97.17                    |
| 100.45      | 101.20      | 101.34       | 101.26       | 99.73        | 99.51        | 99.41                    |
| 101.24      | 100.63      | 100.09       | 100.06       | 99.97        | 100.18       | 100.00                   |
| 100.91      | 102.25      | 103.20       | 105.39       | 104.77       | 103.52       | 101.80                   |
| 106.77      | 107.04      | 106.40       | 107.91       | 106.80       | 104.83       | 105.39                   |

## 附錄10 各年月為基期之臺灣地區消費者物價總指數

基期：各年月=100

| 月 Month<br>年 Year |      | 1月    | 2月    | 3月    | 4月    | 5月    | 6月    |
|-------------------|------|-------|-------|-------|-------|-------|-------|
|                   |      | Jan.  | Feb.  | Mar.  | Apr.  | May   | June  |
| 民國 48 年           | 1959 | 898.9 | 892.7 | 879.1 | 879.9 | 879.1 | 864.5 |
| 民國 49 年           | 1960 | 800.1 | 782.6 | 755.4 | 721.8 | 724.9 | 704.7 |
| 民國 50 年           | 1961 | 677.2 | 664.7 | 664.7 | 659.6 | 659.2 | 659.2 |
| 民國 51 年           | 1962 | 656.3 | 648.5 | 651.0 | 648.1 | 639.8 | 643.3 |
| 民國 52 年           | 1963 | 627.4 | 627.0 | 625.2 | 621.4 | 627.0 | 632.4 |
| 民國 53 年           | 1964 | 628.6 | 627.8 | 629.7 | 633.9 | 631.2 | 636.6 |
| 民國 54 年           | 1965 | 633.9 | 635.9 | 638.2 | 635.9 | 632.4 | 629.3 |
| 民國 55 年           | 1966 | 623.3 | 632.4 | 633.2 | 628.9 | 627.8 | 613.0 |
| 民國 56 年           | 1967 | 606.9 | 595.8 | 606.2 | 607.3 | 605.2 | 600.3 |
| 民國 57 年           | 1968 | 583.1 | 587.4 | 585.4 | 561.7 | 558.4 | 548.7 |
| 民國 58 年           | 1969 | 547.8 | 540.7 | 542.7 | 540.2 | 546.4 | 541.6 |
| 民國 59 年           | 1970 | 528.1 | 519.4 | 516.6 | 513.8 | 516.6 | 520.5 |
| 民國 60 年           | 1971 | 494.5 | 496.4 | 498.8 | 500.0 | 499.2 | 499.2 |
| 民國 61 年           | 1972 | 497.3 | 487.1 | 488.0 | 487.5 | 485.3 | 480.3 |
| 民國 62 年           | 1973 | 490.5 | 483.5 | 485.0 | 477.9 | 471.8 | 467.0 |
| 民國 63 年           | 1974 | 350.7 | 304.5 | 300.4 | 302.4 | 304.9 | 306.0 |
| 民國 64 年           | 1975 | 290.1 | 289.8 | 292.2 | 290.3 | 290.1 | 283.8 |
| 民國 65 年           | 1976 | 281.9 | 280.9 | 278.7 | 278.0 | 279.4 | 280.6 |
| 民國 66 年           | 1977 | 273.1 | 268.8 | 269.8 | 267.9 | 266.6 | 258.5 |
| 民國 67 年           | 1978 | 254.9 | 253.0 | 252.6 | 248.1 | 248.2 | 248.5 |
| 民國 68 年           | 1979 | 240.0 | 238.9 | 235.7 | 231.1 | 229.2 | 226.8 |
| 民國 69 年           | 1980 | 205.7 | 201.6 | 200.6 | 199.6 | 195.8 | 190.7 |
| 民國 70 年           | 1981 | 167.6 | 164.8 | 164.1 | 163.4 | 164.1 | 162.5 |
| 民國 71 年           | 1982 | 159.5 | 160.1 | 159.7 | 159.3 | 158.3 | 158.0 |
| 民國 72 年           | 1983 | 156.7 | 155.2 | 154.6 | 153.9 | 154.9 | 153.8 |
| 民國 73 年           | 1984 | 158.6 | 157.0 | 156.5 | 156.3 | 154.4 | 154.5 |
| 民國 74 年           | 1985 | 156.0 | 154.8 | 154.7 | 155.5 | 156.0 | 156.2 |
| 民國 75 年           | 1986 | 156.7 | 156.3 | 156.3 | 155.9 | 155.7 | 155.3 |
| 民國 76 年           | 1987 | 154.6 | 154.8 | 156.1 | 155.5 | 155.5 | 155.4 |
| 民國 77 年           | 1988 | 153.7 | 154.3 | 155.2 | 155.0 | 153.3 | 152.3 |
| 民國 78 年           | 1989 | 149.6 | 148.3 | 147.9 | 146.6 | 145.5 | 145.9 |
| 民國 79 年           | 1990 | 144.0 | 144.2 | 143.1 | 141.7 | 140.3 | 140.8 |
| 民國 80 年           | 1991 | 137.2 | 136.4 | 137.0 | 136.1 | 135.7 | 135.4 |
| 民國 81 年           | 1992 | 132.2 | 131.0 | 130.9 | 128.8 | 128.3 | 128.7 |
| 民國 82 年           | 1993 | 127.5 | 127.1 | 126.7 | 125.3 | 125.7 | 123.3 |
| 民國 83 年           | 1994 | 123.9 | 122.3 | 122.7 | 121.6 | 120.4 | 120.8 |
| 民國 84 年           | 1995 | 117.7 | 118.3 | 118.1 | 116.4 | 116.6 | 115.4 |
| 民國 85 年           | 1996 | 115.1 | 114.0 | 114.7 | 113.2 | 113.4 | 112.7 |
| 民國 86 年           | 1997 | 112.9 | 111.7 | 113.4 | 112.6 | 112.5 | 110.7 |
| 民國 87 年           | 1998 | 110.7 | 111.4 | 110.7 | 110.3 | 110.7 | 109.1 |
| 民國 88 年           | 1999 | 110.2 | 109.1 | 111.2 | 110.4 | 110.1 | 110.0 |
| 民國 89 年           | 2000 | 109.7 | 108.1 | 110.0 | 109.1 | 108.4 | 108.5 |
| 民國 90 年           | 2001 | 107.2 | 109.2 | 109.5 | 108.6 | 108.6 | 108.7 |
| 民國 91 年           | 2002 | 109.0 | 107.7 | 109.5 | 108.4 | 108.9 | 108.6 |
| 民國 92 年           | 2003 | 107.8 | 109.3 | 109.7 | 108.5 | 108.6 | 109.2 |
| 民國 93 年           | 2004 | 107.8 | 108.6 | 108.7 | 107.5 | 107.6 | 107.3 |
| 民國 94 年           | 2005 | 107.3 | 106.6 | 106.3 | 105.7 | 105.2 | 104.8 |
| 民國 95 年           | 2006 | 104.5 | 105.5 | 105.8 | 104.5 | 103.5 | 103.0 |
| 民國 96 年           | 2007 | 104.1 | 103.7 | 104.9 | 103.7 | 103.5 | 102.9 |
| 民國 97 年           | 2008 | 101.1 | 99.9  | 101.0 | 99.9  | 99.8  | 98.0  |
| 民國 98 年           | 2009 | 99.7  | 101.2 | 101.1 | 100.3 | 99.9  | 100.0 |

附註：民國69年12月以前指數係原編臺灣地區都市消費者物價指數銜接計算。  
資料來源：行政院主計處。

**Appendix 10 General Consumer Price Indices Using Each Year or Each Month  
as Base in Taiwan Area**

Base: Each Year or Month=100

| 7 月<br>July | 8 月<br>Aug. | 9 月<br>Sept. | 10 月<br>Oct. | 11 月<br>Nov. | 12 月<br>Dec. | 年 指 數<br>Yearly<br>Index |
|-------------|-------------|--------------|--------------|--------------|--------------|--------------------------|
| 838.8       | 795.8       | 771.6        | 783.8        | 806.3        | 808.2        | 839.2                    |
| 699.1       | 669.8       | 661.3        | 667.2        | 666.4        | 678.6        | 708.2                    |
| 662.2       | 654.2       | 644.9        | 640.2        | 645.7        | 651.8        | 656.8                    |
| 653.4       | 646.9       | 631.6        | 620.3        | 628.6        | 633.2        | 641.6                    |
| 640.2       | 639.0       | 619.6        | 620.3        | 627.8        | 629.3        | 628.0                    |
| 641.3       | 634.7       | 625.9        | 616.3        | 617.4        | 625.5        | 629.0                    |
| 628.6       | 624.8       | 621.8        | 627.0        | 625.5        | 621.8        | 629.5                    |
| 612.3       | 615.6       | 602.7        | 598.9        | 606.9        | 611.6        | 617.0                    |
| 592.4       | 593.8       | 587.7        | 590.7        | 591.4        | 585.8        | 596.9                    |
| 539.9       | 526.2       | 534.3        | 530.8        | 541.3        | 552.5        | 553.4                    |
| 530.5       | 519.9       | 520.5        | 477.3        | 498.8        | 522.3        | 526.5                    |
| 512.0       | 497.3       | 485.0        | 492.4        | 498.5        | 503.3        | 508.3                    |
| 499.0       | 490.8       | 491.0        | 487.5        | 488.9        | 490.3        | 494.6                    |
| 475.9       | 459.8       | 461.2        | 479.9        | 485.9        | 477.7        | 480.3                    |
| 453.9       | 444.3       | 426.2        | 395.0        | 387.4        | 385.1        | 443.9                    |
| 302.0       | 298.7       | 289.3        | 289.9        | 285.7        | 287.5        | 301.0                    |
| 283.8       | 282.7       | 283.0        | 279.4        | 281.7        | 286.7        | 286.1                    |
| 279.4       | 277.4       | 277.6        | 279.1        | 279.7        | 276.8        | 279.1                    |
| 258.2       | 247.3       | 250.8        | 253.6        | 258.0        | 259.3        | 260.7                    |
| 249.2       | 244.7       | 240.9        | 239.0        | 239.8        | 240.8        | 246.5                    |
| 224.8       | 219.1       | 212.2        | 212.8        | 215.8        | 214.0        | 224.6                    |
| 189.5       | 185.2       | 178.3        | 175.2        | 175.0        | 175.1        | 188.7                    |
| 161.9       | 160.3       | 158.4        | 159.3        | 160.4        | 160.6        | 162.2                    |
| 158.0       | 153.4       | 154.8        | 156.1        | 157.4        | 156.8        | 157.6                    |
| 155.5       | 155.6       | 155.1        | 155.2        | 156.5        | 158.7        | 155.5                    |
| 154.9       | 154.3       | 153.8        | 154.5        | 155.3        | 156.1        | 155.5                    |
| 156.1       | 156.7       | 154.2        | 154.3        | 156.5        | 158.2        | 155.8                    |
| 155.7       | 154.8       | 151.0        | 151.3        | 153.5        | 154.1        | 154.7                    |
| 153.6       | 152.4       | 151.8        | 153.2        | 152.8        | 151.2        | 153.9                    |
| 152.3       | 150.2       | 149.7        | 148.7        | 149.4        | 149.6        | 151.9                    |
| 146.6       | 145.4       | 141.7        | 140.3        | 144.0        | 145.0        | 145.5                    |
| 139.9       | 137.6       | 133.0        | 135.9        | 138.6        | 138.7        | 139.7                    |
| 134.4       | 134.1       | 133.9        | 132.6        | 132.2        | 133.5        | 134.9                    |
| 129.6       | 130.2       | 126.2        | 126.2        | 128.3        | 129.1        | 129.1                    |
| 125.5       | 126.0       | 125.2        | 124.7        | 124.4        | 123.4        | 125.4                    |
| 120.5       | 117.7       | 117.4        | 118.7        | 119.8        | 120.2        | 120.5                    |
| 116.0       | 115.7       | 115.1        | 115.3        | 114.9        | 114.9        | 116.2                    |
| 114.4       | 110.2       | 110.8        | 111.3        | 111.3        | 112.1        | 112.7                    |
| 110.7       | 110.8       | 110.1        | 111.6        | 111.9        | 111.8        | 111.7                    |
| 109.8       | 110.3       | 109.7        | 108.8        | 107.7        | 109.5        | 109.9                    |
| 110.7       | 109.1       | 109.0        | 108.4        | 108.7        | 109.3        | 109.7                    |
| 109.1       | 108.8       | 107.3        | 107.3        | 106.3        | 107.6        | 108.3                    |
| 109.0       | 108.3       | 107.8        | 106.2        | 107.5        | 109.4        | 108.3                    |
| 108.6       | 108.6       | 108.7        | 108.1        | 108.1        | 108.6        | 108.6                    |
| 109.6       | 109.2       | 108.9        | 108.1        | 108.6        | 108.6        | 108.9                    |
| 106.1       | 106.5       | 106.0        | 105.6        | 107.0        | 106.9        | 107.1                    |
| 103.6       | 102.9       | 102.7        | 102.8        | 104.4        | 104.6        | 104.7                    |
| 102.8       | 103.4       | 104.0        | 104.0        | 104.1        | 103.9        | 104.1                    |
| 103.2       | 101.8       | 100.9        | 98.8         | 99.4         | 100.6        | 102.3                    |
| 97.5        | 97.2        | 97.8         | 96.5         | 97.5         | 99.3         | 98.8                     |

# 消費物價要聞

## ▲5/29 自由時報

台鐵將自 6 月 16 日起大改點，新推直達、半直達自強號，昨天並宣布台北—台中只要 299 元、台北—高雄 599 元 15 天（16 日起到 30 日）促銷優惠票價，6 月 2 日起開放預訂。自強號首度「殺很大」、推出 6 到 7 折的價格，高鐵自認影響不大，國道客運則勢必受到衝擊。

## ▲6/2 經濟日報

因應國際原油價格走高，民航局昨(1)日宣布，6 月 15 日起調高國籍航空公司國際航線客運燃油附加費，這是去年 9 月以來航空燃油附加費首次調漲。

## ▲6/11 經濟日報

財政部提出菸酒稅法修正案，經立法院三讀通過後，經總統令公告，行政院宣布自 6 月 1 日起生效。蒸餾酒酒稅原本是按每公升課徵 185 元酒稅，新法施行後改按酒精度課稅，每公升每度課徵 2.5 元酒稅。

## ▲6/15 聯合晚報

中華民國旅遊品質保障協會國民旅遊委員會主委洪天慶則說，新流感疫情提升，有民眾今年暑假不出國，改在國內旅遊，預估暑假國內旅遊市場會比去年成長 2 到 3 成，假日飯店住房率甚至可達 9 成。

## ▲6/18 經濟日報

原料漲太兇，飼料業大喊吃不消，國內畜產飼料價格即日起全面調漲，平均每公斤漲幅約 0.5 元，這是國內飼料價格今年首度漲價。飼料業者昨（17）日強調，目前的漲幅仍難完全反應成本，若國際原物料行情多頭走勢不變，7 月將二度起漲。飼料價格上漲，提高肉品成本，加上第三季有中元節旺季，第四季是傳統旺季，肉價是否跟進反應，值得觀察。此外，國際小麥價格緩步走揚，但國內麵粉迄今文風未動，業者漲價壓力日益沈重，都讓下半年國內民生物價能否平穩，面臨挑戰。

## ▲6/23 聯合報

昨天公布的台灣 6 月中旬新車牌領數統計，整體新車市場比上月同期成長 38.8%，比去年同期則成長 24%。多家車商預估 6 月底市場將會有大幅成長，而目前市場 1 月到 6 月中旬統計，比起去年同期，雖然還是衰退 12.5%，不過到了 7 月是購車旺季，全年累積總量可能轉為正成長。



# 臺北市物價統計月報

中華民國 98 年 6 月

發行人：陳高燦

發行所：臺北市政府主計處

地址：臺北市市府路 1 號 5 樓中央區

電話：1999 (外縣市 02-27208889)轉 7648

經銷處：五南文化廣場

地址：臺中市區綠川東街 32 號 3 樓

電話：(04)2221-0237

國家書店

地址：臺北市松江路 209 號 1 樓

電話：(02)2518-0207

臺北市政府出版品紀念品展售中心

地址：臺北市市府路 1 號 1 樓

印刷所：良機事務機器有限公司

地址：臺北市建國北路二段 143-1 號 1 樓

電話：(02)2501-2873

出版日期：中華民國 98 年 7 月

創刊日期：中華民國 57 年 7 月

定價：每本新台幣 60 元正

G P N：2005700027

清廉如清蓮，能淨濁人間  
公門行正氣，百姓展歡顏

臺北市政府廉政專線：1999 (外縣市 02-27208889)轉 1743

法務部我爆料專線：(02)2316-7586

廉政電子信箱：ta-a550010@mail.taipei.gov.tw



POWER IN ME!  
**無聲的力量**

亞洲第一次 臺灣的驕傲