








## Beining Road Underground Car Park: Before and After Beautification

	Before beautification	After beautification
<b>Entrance parapet and signboard</b>	 A photograph of the entrance to the underground car park before beautification. The parapet is a plain, light-colored concrete structure. The signboard is a simple blue and white sign with a 'P' symbol and some text. The entrance is a narrow, unlit tunnel.	 A photograph of the entrance to the underground car park after beautification. The parapet is now painted a vibrant blue with yellow and white diagonal stripes. The signboard is a large, modern blue sign with white text and a 'P' symbol. The entrance is a wider, well-lit tunnel.
<b>Lane</b>	 A photograph of the entrance lane before beautification. The lane is a narrow, unlit tunnel with a yellow and white striped parapet. The floor is a plain, light-colored concrete.	 A photograph of the entrance lane after beautification. The lane is a wider, well-lit tunnel with a blue and yellow striped parapet. The floor is a dark, polished asphalt.
<b>Ramp</b>	 A photograph of the ramp before beautification. The ramp is a plain, light-colored concrete structure with a simple, functional design. The walls are made of perforated metal.	 A photograph of the ramp after beautification. The ramp is now painted a vibrant blue with white and yellow stripes. The walls are made of perforated metal. The ramp is well-lit with modern lighting fixtures.
<b>Parking Area</b>	 A photograph of the parking area before beautification. The parking area is a plain, light-colored concrete structure with a simple, functional design. The walls are made of perforated metal.	 A photograph of the parking area after beautification. The parking area is now painted a vibrant blue with white and yellow stripes. The walls are made of perforated metal. The parking area is well-lit with modern lighting fixtures. A large, stylized tree mural is painted on the wall.

	Before beautification	After beautification
<b>Ticket collection area</b>	 A photograph of a ticket collection area before beautification. It shows a dark, cluttered space with a black metal cage or counter and some equipment. The walls are plain and the floor is dark.	 A photograph of the same ticket collection area after beautification. The walls are now painted a vibrant blue with white decorative patterns. The floor is clean and has yellow safety lines. A digital display shows 'B2' and '17'.
<b>Staircase</b>	 A photograph of a staircase area before beautification. The walls are plain and off-white. There is a yellow sign on the wall that says '出場' (Exit) and 'B2'. The floor is dark and worn.	 A photograph of the same staircase area after beautification. The walls are now decorated with a large, colorful mural of a flower. The floor is clean and has yellow safety lines.
<b>Exit</b>	 A photograph of an exit area before beautification. It shows a yellow barrier and a green sign. The walls are plain and the floor is dark.	 A photograph of the same exit area after beautification. The walls are now painted blue and white. The floor is clean and has yellow safety lines. A green sign is visible in the background.
<b>Payment area</b>	 A photograph of a payment area before beautification. It shows a staircase with a metal railing and a sign that says 'B2'. The walls are plain and the floor is dark.	 A photograph of the same payment area after beautification. The walls are now decorated with a colorful mural of a flower. The floor is clean and has yellow safety lines.