


Contact Information

Department of Land Administration, Taipei City Government

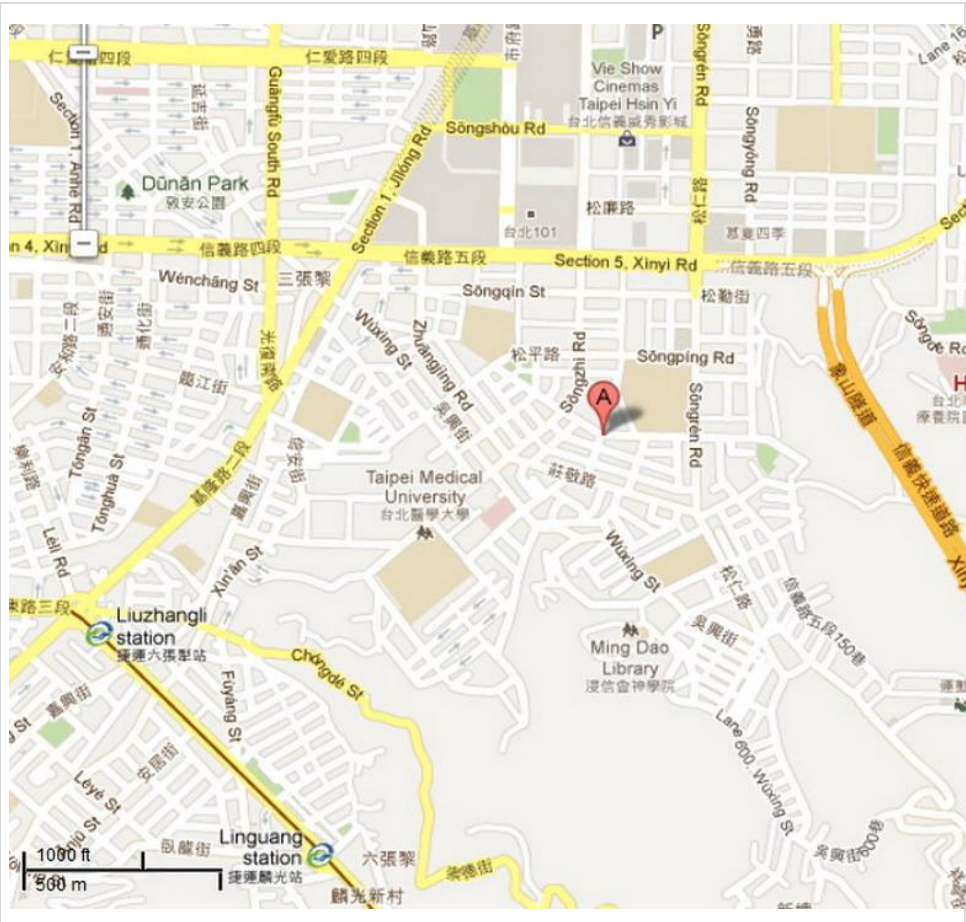
Telephone	886-2-2728-7522
Fax	886-2-2720-2107
Address	3-4 Fl., No. 1, City Hall Rd., Xinyi District, Taipei City 11008, Taiwan (R.O.C.)
Transportation Information	<p>By Bus :</p> <p>Line 20, 28, 32 (Shuttle), 32, 46, 202, 245, 261, 263, 266 (Shuttle), 266, 270 (Shuttle), 270, 281, 282 (Subline), 284 (Straight Line), 284, 311, 537, 611, 612, 612 (Shuttle), 621, 647, 650, 651, 665, 669, 678, 912, 915, Green 1, Blue 5, Blue 10, Brown 6, Brown 7, Brown 18. Please get off at Taipei City Hall Station.</p> <p>-----</p> <p>By MRT :</p> <p>Taipei City Hall Station (Bannan Line), Exit 2.</p>
Geographic Location	

Office Hours	Monday to Friday: 8:30 am. to 12:30 am., 1:30 pm. to 5:30 pm.
Affiliated Departments	Division for Land Registration Affair: 886-2-27287445 Division for Surveying and Mapping Affair: 886-2-27287500 Land Value Division: 886-2-27287319 Land Right and Real Estate Transaction Division: 886-2-27287465 Land Use Division: 886-2-27287475 Land Development Division: 886-2-27287527 System Administration: 886-2-27287382

Land Development Agency, Department of Land Administration, Taipei City


Government

Telephone	886-2-8780-7056
Fax	886-2-8780-6129
Address	3F., No. 2, Alley 11, Lane 391, Zhuangjing Rd., Xinyi District, Taipei City 11050, Taiwan (R.O.C.)
Transportation Information	<p>By Bus :</p> <p>A : Route 32, 32 Shuttle, 33, 37, 266, 266 Shuttle, 665. Please get off the bus at Xinyi Junior High School Station (Songren Rd.).</p> <p>B : Route 1, 22, 22 Shuttle, 33, 37, 38, 226, 266, 266 Shuttle, 288, 665, Blue 5. Please get off the bus at Xinyi Junior High School Station (Zhuangjing Rd.).</p> <p>-----</p> <p>By MRT :</p> <p>A: Taipei City Hall Station (Bannan Line), Exit 2. Please transfer to bus services route 32, 32 Shuttle, 266, 266 Shuttle, Blue 5 and get off the bus at Xinyi Junior High School Station.</p> <p>B: Taipei 101/World Trade Center Station (Tamsui-Xinyi Line), Exit 3, walk along Sec.5 Xingyi Rd. to Songzhi Rd., turn right, keep walking to Alley 11, Lane 391, Zhuangjing Rd, turn left, and keep walking for about 1 minute (all takes for about 10 minutes for walking).</p>

<p>Geographic Location</p>	
<p>Office Hours</p>	<p>Monday to Friday: 8:30 am~12:30 pm, 13:30 pm~17:30 pm</p>
<p>E-mail</p>	<p>gz_lda@mail.taipei.gov.tw</p>
<p>Affiliated Departments</p>	<p>Zone Expropriation Section: 886-2-8780-7061 Civil Engineering Section: 886-2-8780-7062 Control Survey Section: 886-2-8780-7063 Mapping Section: 886-2-8780-7064 Land Consolidation Section: 886-2-8780-7065</p>

Taipei City Guting Land Office

Telephone	886-2-2935-5369
Fax	886-2-2935-5372
Address	2-4 F., No.47-12, Wanlong St., Wenshan District, Taipei City 11675, Taiwan (R.O.C.)
Transportation Information	<p>By MRT :</p> <p>Wanlong Station (Songshan-Xindian Line), Exit 1 or 4.</p> <p>From Exit 1 to Taipei City Guting Land Office: Refer to the green arrow symbols in the Geographic Location.</p> <p>From Exit 4 to Taipei City Guting Land Office: Refer to the blue arrow symbols in the Geographic Location.</p> <p>-----</p> <p>By Bus:</p> <p>★Bus stop Guting Land Office - 290 sub Wanhe. After getting off the bus, you can see our office.</p> <p>★Bus stop MRT Wanlong Station - 251, 251 Shuttle, 252, 253, 278, 278 Shuttle, 284, 290 sub, 505, 643, 644, 648, 660, 671, 849, 1551, 1728, 9009, Brown 6, Green 13, Songjiang Xinsheng Metro Bus, Keelung Rd. Metro Bus, Fuxing Metro Bus and Roosevelt Rd. Metro Bus. After getting off the bus, go straight to Wanlong Street about 450 meters then you will arrive.(Please refer to the green arrow symbols in the Geographic Location.)</p> <p>Note:</p> <p>284, 671 and Fuxing Metro Bus from Gongguan to the direction of Jingmei without stopping MRT Wanlong Station. From Jingmei to the direction of Gongguan, there's a stop at this station.</p> <p>253 to Taipei Station direction without stopping MRT Wanlong Station, but to Jingmei Girls' High School direction, there's a stop at this station.</p> <p>-----</p> <p>By YouBike:</p>

	<p>Rental site - Wanhe Park No. 2, Wenshan Dist.</p> <p>-----</p>
<p>Geographic Location</p>	
<p>Office Hours</p>	<p>Monday to Friday: 8:30 am. to 5:00 pm. (still on duty at noon)</p>
<p>E-mail</p>	<p>fw_guting3@mail.taipei.gov.tw</p>
<p>Affiliated Departments</p>	<p>Land Registration Section : Land Registration, 886-2-29355369 Ext. 101~115 Land Survey Section : Cadastral Survey, 886-2-29355369 Ext. 201~211 Cadaster Information Section : Management of Cadaster, 886-2-29355369 Ext. 301~315</p>


Taipei City Jiancheng Land Office

Telephone	886-2-2306-2122
Fax	886-2-2306-2455
Address	7-9F, No. 120, Sec. 3, Heping West Rd., Wanhua District, Taipei City 10855 ,Taiwan (R.O.C.)
Transportation Information	<p>By Bus :</p> <p>Line 1, 9, 38, 38 Shuttle, 49, 62, 201, 205, 231, 234, 242, 245, 263, 264, 265 (All Lines), 310, 527, 601, 624, 651, 656, 658, 673, 701, 702, 705, 907, Blue 28, Blue 29, Heping Main Line. Please get off the bus at Longshan Temple Station.</p> <p>-----</p> <p>By MRT :</p> <p>Longshan Temple Station(Banqiao-Nangang Line), Exit 2</p>
Geographic Location	

Office Hours	Monday to Friday: 8:30 am. to 5:00 pm. (still on duty at noon)
E-mail	web16030@mail.taipei.gov.tw
Affiliated Departments	Land Registration Section : Land Registration, 886-2-23062122 Ext. 101 Land Survey Section : Cadastral Survey, 886-2-23062122 Ext. 201 Cadaster Information Section : Management of Cadaster, 886-2-23062122 Ext. 301


Taipei City Zhongshan Land Office

Telephone	886-2-2502-2881
Fax	886-2- 2502-2982
Address	No.1, Ln. 357, Songjiang Rd., Zhongshan District, Taipei City 10482, Taiwan (R.O.C.)
Transportation Information	<p>By Bus:</p> <p>A: Line 5, 41, 49, 63,109, 203, 214, 214 Express, 225, 225 Shuttle, 226, 277, 279, 280, 280 Express, 285, 527, 612, 617, 642, 676, 685, 801, 803, Dunhua Main Line, NH18, R29, R31, R32. Please get off the bus at Minquan and Songjiang Intersection Station.</p> <p>B: Line 72, 74, 222, 286 Sub., 298, 642, 643, 676, BR16. Please get off the bus at Xingtian Temple Station.</p> <p>C: Line 5, 26, 41, 49, 72, 109, 203, 214, 214 Express, 222, 226, 277, 279, 280, 280 Express, 290, 527, 612, 642, 676. Please get off the bus at MRT Xingtian Temple Station.</p> <p>-----</p> <p>By MRT:</p> <p>Xingtian Temple Station(Zhonghe-Xinlu Line), Exit 3.</p>

<p>Geographic Location</p>	
<p>Office Hours</p>	<p>Monday to Friday: 8:30 am. to 5:00 pm. (still on duty at noon)</p>
<p>E-mail</p>	<p>fz_people@mail.tapei.gov.tw</p>
<p>Affiliated Departments</p>	<p>Land Registration Section : Land Registration, 886-2-25022881 Ext. 101 Land Survey Section : Cadastral Survey, 886-2-25022881 Ext. 201 Cadaster Information Section : Management of Cadaster, 886-2-25022881 Ext. 301</p>

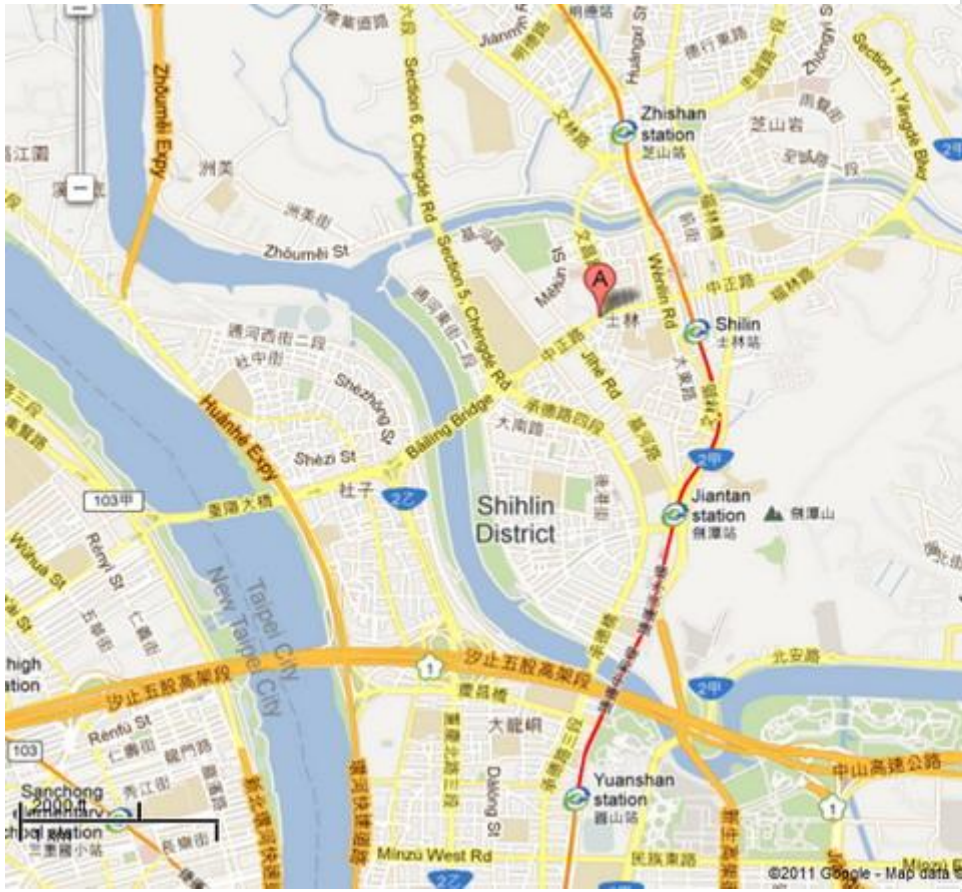
Taipei City Songshan Land Office

Telephone	886-2-27230711
Fax	886-2-27230440
Address	1-2F, No. 2, Aly. 11, Lane 391, Zhuangjing Rd., Xinyi District, Taipei City 11050, Taiwan (R.O.C.)
Transportation Information	<p>By Bus:</p> <p>A: Route 32, 32 Shuttle, 33, 37, 266, 266 Shuttle, 665. Please get off at Xinyi Junior High School Station (Songren Rd.).</p> <p>B: Route 1, 22, 22 Shuttle, 33, 37, 226, 266, 266 Shuttle, 288, 665, Blue 5. Please get off at Xinyi Junior High School Station (Zhuangjing Rd.).</p> <p>-----</p> <p>By MRT:</p> <p>A: Taipei City Hall Station (Bannan Line), Exit 2. Please transfer to bus services line 32, 32 Shuttle, 266, 266 Shuttle, Blue 5 and get off the bus at Xinyi Junior High School Station.</p> <p>B: Taipei 101/World Trade Center Station (Tamsui-Xinyi Line), Exit 3, walk along Sec.5 Xinyi Rd. to Songzhi Rd., turn right, keep walking to Alley 11, Lane 391, Zhuangjing Rd, turn left, and keep walking for about 1 minute (The walk takes about 10 minutes).</p>

<p>Geographic Location</p>	
<p>Office Hours</p>	<p>Monday to Friday: 8:30 am. to 5:00 pm. (still on duty at noon)</p>
<p>E-mail</p>	<p>a16010540@mail.taipei.gov.tw</p>
<p>Affiliated Departments</p>	<p>Land Registration Section: Land Registration, 886-2-27230711 Ext. 101~106 Land Survey Section: Cadastral Survey, 886-2-27230711 Ext. 201~209 Cadaster Information Section: Management of Cadaster, 886-2-27230711 Ext. 301~318</p>


Taipei City Shilin Land Office

Telephone	886-2-2881-2483
Fax	886-2-2883-3611
Address	5-7F., No. 439, Zhongzheng Rd., Shilin District, Taipei City 11163, Taiwan (R.O.C.)
Transportation Information	<p>By Bus: Line 41, 68, 206, 223, 250, 255, 290, 302, 303, 304, 508, 508 Shuttle, 529, 536, 601, 618, 620, 620 Shuttle, 815, 816, 1505, M8, M12, R3, R7, R9, R10, R12, R15, R30, Chongqing Main Line. Please get off the bus at Shilin District Administration Center Station.</p> <p>-----</p> <p>By MRT: Shilin Station(Tamsui-Xinyi Line), Exit 1. Please transfer to bus services line 206, 255, 303, 620, 620 Shuttle, 815, R3, R10, R12, R15, R30 and get off the bus at Shilin District Administration Center Station.</p>

<p>Geographic Location</p>	
<p>Office Hours</p>	<p>Monday to Friday: 8:30 am. to 5:00 pm. (still on duty at noon)</p>
<p>E-mail</p>	<p>web16040@mail.taipei.gov.tw</p>
<p>Affiliated Departments</p>	<p>Land Registration Section : Land Registration, 886-2-28812483 Ext. 101 Land Survey Section : Cadastral Survey, 886-2-28812483 Ext. 201 Cadaster Information Section : Management of Cadaster, 886-2-28812483 Ext. 301</p>

Taipei City Daan Land Office

Telephone	886-2-27548900
Fax	886-2-27037075
Address	No. 6, Ln. 335, Sec. 4, Xinyi Rd., Daan District, Taipei City 10692, Taiwan (R.O.C.)
Transportation Information	<p>By Bus:</p> <p>A: Line 254, 282, 266, 266Shuttle, 288, 288Shuttle. Please get off at Sanzhangli Station.</p> <p>B: Line 20, 22, 33, 37, 38, 226, 292, Xinyi Main Line. Please get off at Xinyi, Guangfu Rd. Station.</p> <p>C: Line 20, 207, 284, 611, 292, 650. Please get off at T.W.T.C (Keelung Rd.) Station.</p> <p>By MRT:</p> <p>Xinyi Anhe Station (Tamsui-Xinyi Line), Exit 5</p>

<p>Geographic Location</p>	
<p>Office Hours</p>	<p>Monday to Friday: 8:30 am. to 5:00 pm. (still on duty at noon)</p>
<p>E-mail</p>	<p>web16060@mail.taipei.gov.tw</p>
<p>Affiliated Departments</p>	<p>Land Registration Section: Land Registration, 886-2-27548900 Ext. 101 Land Survey Section: Cadastral Survey, 886-2-27548900 Ext. 201 Cadaster Information Section: Management of Cadaster, 886-2-27548900 Ext. 301</p>