

# What to Do When a Fire Breaks Out

## (Prevention Section)





## PREFACE

This manual aligns with Article 21 of the United Nations Convention on the Rights of Persons with Disabilities.

It presents fire prevention information in a clear and easy-to-understand manner.

“Easy-to-Know” is a method that helps more people quickly grasp information.

This manual aims to use an Easy-to-Know format to help everyone understand:

What is a fire?

What actions should be taken to prevent fires?

During a disaster, this manual can help people who may be injured or need assistance, such as pregnant women, children, people with limited mobility, and persons with disabilities, know how to prevent fires.

Easy-to-Read  
Symbol



# TABLE OF CONTENTS

## **What happens when a fire breaks out?.....01**

What if a fire happens at home?..... 02

What can a fire cause?..... 04

- Thick smoke ..... 04

- High temperatures..... 05

- Large flames ..... 05

Why do fires happen?..... 06

- Electrical causes ..... 06

- Small flames spreading..... 09

- Arson ..... 10

- Burning food while cooking..... 12

- Oil pan fire ..... 12

# TABLE OF CONTENTS

## **What should we prepare in advance? .....15**

Fire safety at home ..... 16

Electrical safety ..... 19

Prepare a family escape plan ..... 22

Pay attention to older adults, children,  
and those with mobility challenges ..... 23

- Care for older adults ..... 23

- Care for children ..... 24

- Care for people with mobility difficulties ..... 26



## What happens when a fire breaks out?

A fire can cause injuries.

A fire can cause choking from thick smoke.

A fire can cause burns from large flames.

A fire can cause property damage to your home.



## What if a fire happens at home

You may smell something burning and see smoke coming out.

If your house has a **residential fire alarm\***, you'll hear the alarm go off.



### **\*Residential fire alarm:**

A device is installed on the ceiling at home. It alerts you early in the event of a fire.

## Types of fire alarms

**Smoke detector**  
For areas outside the kitchen



**Heat detector**  
For kitchen use



## Where can I buy fire alarms?



Fire safety equipment stores



Supermarkets or Wholesale stores



Reliable online shops

### Purchase tip:

Be sure to buy products certified by the Registered Institutions of the Ministry of the Interior, that's how you know they're dependable!



## What can a fire cause?

### Thick smoke

Fires produce large amounts of thick smoke.

**Thick smoke\*** contains many toxic gases.



#### **\*Thick smoke :**

It makes breathing difficult  
and can cause dizziness and vomiting.

Inhaling too much can cause you to pass out,  
lose consciousness, or even die.

## High temperatures

A fire burns continuously and raises the surrounding temperature, causing the body to stop functioning properly.



## Large flames


Fire can burn your skin. If burns cover a large part of your body, it can be fatal.




## Why do fires happen?

### Electrical causes

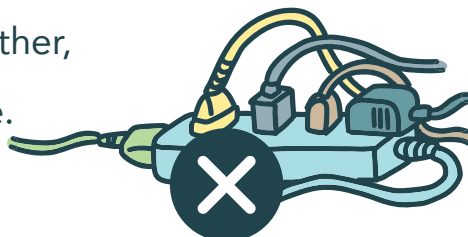
- Old or damaged wires can short-circuit and start a fire.




- Pulling on cords frequently can damage them and lead to a fire.




- Plugging too many appliances into one extension cord, or connecting multiple extension cords together, can easily cause a fire.



- Using plugs for too long, or using them in damp or dirty areas, can easily cause fires.



- Using electrical appliances without a **Commodity Safety Mark\*** can also cause fires.



**\*Commodity Safety Mark :**

This mark ensures the quality and safety of products, protecting consumers.

There are two types:



Printed by the Bureau of Standards,  
Metrology and Inspection,  
Ministry of Economic Affairs

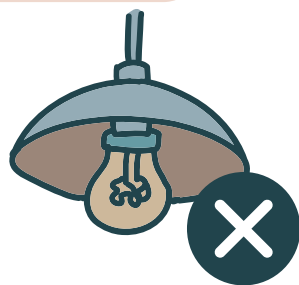


Printed by  
the manufacturer




If the following things happen with your home's electrical systems, ask a professional to repair them:

- The lights become dim



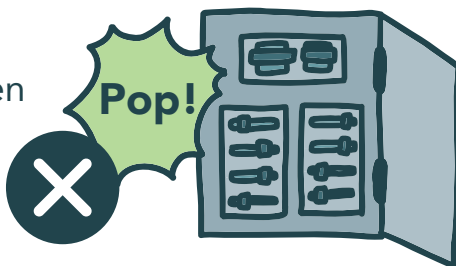
- Light bulbs frequently burn out



- Wires feel hot
- You smell burning plastic or wires



- The power trips often



## Small flames spreading

- Throwing away a cigarette that isn't fully extinguished can start a fire.



- Children playing with fire at home can also start a fire.



## Arson

- Someone intentionally set fires on purpose.



- Storing items outside your home can make it easier for someone to commit arson.






## How to prevent arson near your home:


- Keep walkways and areas around your home clean and maintained.



- Do not store flammable items outside the house, such as cardboard boxes, cotton items, wood, or gasoline.



- Install motion-sensor lights or security cameras to watch for strangers.



## Burnt food while cooking

Overcooking food can cause the pot to burn and catch fire.



## Oil pan fire

If the oil gets too hot while cooking, it can ignite and cause a fire.





If your oil pan catches fire, follow these steps:


1 Stay calm




2 Cover the pot with a lid




3 Turn off the stove



4 Use a wet towel to seal the edges of the lid



Never pour water directly into a burning oil pan, and do not move the pan, as this may cause hot oil to splash and cause burns or spread the fire.





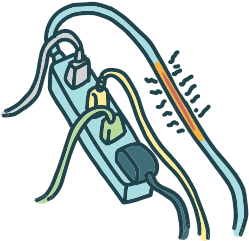



## Disaster Preparedness Classroom

Check your home's electrical equipment.

Are you using it safely?

Mark O for correct, X for incorrect:

<p>Too many plugs in one extension cord</p> 	<p>Used for too long or in damp, dirty places</p> 
<p>The extension cord feels hot</p> 	<p>Using appliances without a <b>safety</b> <b>certification mark*</b></p> 

See page 28 for answers.

## What should we prepare in advance?


Fires can be prevented.  
Let's take a look at  
what should we do in everyday life



# Fire safety at home

## Top 10 fire prevention tips at home


- Extinguish cigarette butts and wet them with water



- Clean your kitchen exhaust hood and duct regularly




- Do not pile up clutter



- Use flame-retardant materials\* such as curtains and carpets



- Leave an opening in the window with bars as emergency exit



**\*Flame-retardant materials:**

These materials are not easily ignited.  
Examples include flame-retardant curtains and carpets.

Flame-retardant  
curtain




Hard to ignite

Non-flame-retardant  
curtain




Catches fire easily

Flame-retardant  
carpet



Hard to ignite

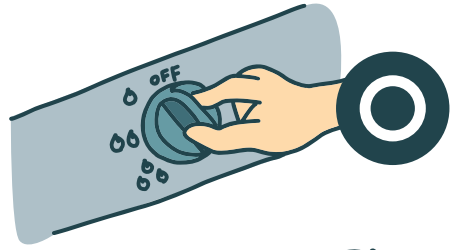
Non-flame-retardant  
carpet




Catches fire easily

Be prepared in advance

- When cooking, if you leave the area, make sure to turn off the stove.




- Learn fire and electrical safety knowledge.




- Do not let children play with fire.



- Install residential fire alarms to receive early warnings.




- Keep a fire extinguisher on hand to help put out fires in their early stages.




# Electrical safety

- Clean outlets regularly and keep them dry.




- When unplugging cords, hold the plug, not the wire.



- Do not bundle cords together.




- Keep electrical appliances and cords away from open flames.

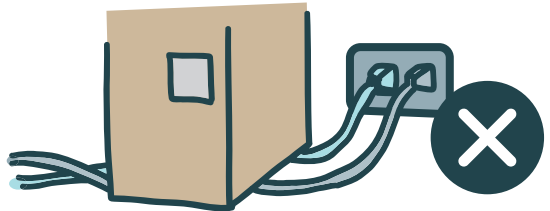


# Electrical safety


- Inspect all household wiring regularly.




- Do not place heavy objects on cords.



- Buy certified and approved electrical appliances.




- Unplug unused power outlets.



(Unplug)  
appliances  
after use.

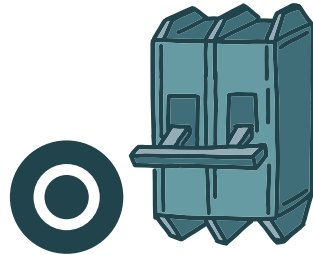
- Do not have too many appliances plugged into the same outlet or extension cord



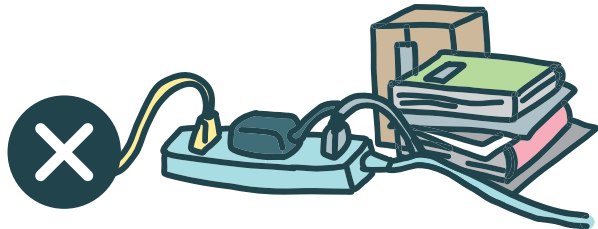
- Do not use malfunctioning appliances.



- Have professionals check your wiring and choose proper overcurrent protection devices.



- Keep flammable items away from cords and appliances.



# Prepare a family escape plan

## Family escape rules

Be prepared in advance

1

Draw 1 escape route map for your home.



2

Identify 2 exits in different directions.



1

Set 1 outdoor meeting point.



6

Practice a family fire drill every 6 months.



## Pay attention to older adults, children, and people with mobility challenges

### Care for older adults

- After taking medicine or drinking alcohol, they may be drowsy, so avoid using stoves or smoking.




- Let elderly or mobility-impaired family members live on lower floors or in rooms near the escape route.



- Do not block escape routes with clutter.



- Install handrails at home to help them evacuate.



Be prepared in advance

## Care for children

- Keep lighters out of children's reach.



- Teach children to hand over lighters to adults.



- Children should not use lighters unsupervised.



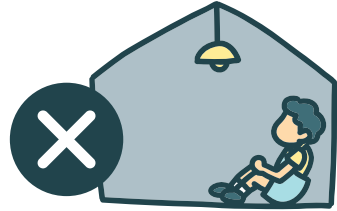
- Teach them to stay away from fire sources.



- Do not light fires or smoke in front of children, as they tend to imitate adults.



- Do not leave children home alone.



- If a child shows interest in fire, teach them that playing with fire is dangerous.



- Teach children to call for help loudly in the event of a fire.



## Care for people with mobility difficulties

- Install emergency exit signs with light and sound guidance.



Lights



Sound

- Make sure escape routes are wide enough and have handrails or clear refuge space to support their evacuation.
- Avoid placing sharp-edged furniture along evacuation routes.





## Disaster Preparedness Classroom

Disaster Preparedness Class

Now, discuss with your family:

If a fire breaks out,

where will your outdoor meeting point be?

Meeting point:

\_\_\_\_\_

If a fire breaks out and I don't see my family  
at the meeting point,

I will need to call them.

Their phone numbers are:

1. This is \_\_\_\_\_'s phone number:

\_\_\_\_\_

2. This is \_\_\_\_\_'s phone number:

\_\_\_\_\_

3. This is \_\_\_\_\_'s phone number:

\_\_\_\_\_

Answer to Page 14 quiz: XXXXX – all are incorrect.





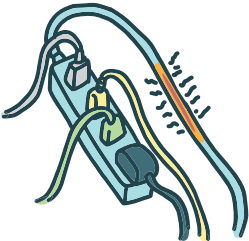

## Disaster Preparedness Classroom

Check your home's electrical equipment.

Are you using it safely?

Mark O for correct, X for incorrect:

### Correct answer for Page 14

<p>Too many plugs in one extension cord</p> 	<p>Used for too long or in damp, dirty places</p> 
<p>The extension cord feels hot</p> 	<p>Using appliances without a <b>safety certification mark*</b></p> 



What to Do When a  
**Fire Breaks Out**  
(Prevention Edition)



Taipei City Fire Department  
Cares about you